SPROCKETS FOR No.120 1 1/2" PITCH ANSI CHAIN

TABLE No. 1

STEEL SINGLE SPROCKETS WITH Q-D® BUSHINGS

Hardened Teeth

PART No.	BUSHING	BORE RANGE	DIAMETERS		TYPE	No. TEETH	DIMENSIONS						Wt. Less BUSHING
			OUTSIDE	PITCH			T NOM.	OL	L	P	C	H	
H120SF12*	SF	1/2 - 2 15/16"	6.50"	5.796"	QD-1	12	.924"	2 25/64"	2"	1 15/64"	-	4 5/8"	5.8
H120SF13	SF	1/2 - 2 15/16	6.99	6.268	QD-1	13	.924	2 25/64	2	1 15/64	-	4 5/8	6.8
H120SF14	SF	1/2 - 2 15/16	7.47	6.741	QD-1	14	.924	2 25/64	2	1 15/64	-	4 5/8	8.1
H120SF15	SF	1/2 - 2 15/16	7.96	7.215	QD-1	15	.924	2 25/64	2	1 15/64	-	4 5/8	9.5
H120E16	E	7/8 - 3 1/2	8.44	7.689	QD-1	16	.924	3 1/16	2.64	1 51/64	-	6	12.4
H120E17	E	7/8 - 3 1/2	8.92	8.163	QD-1	17	.924	3 1/16	2.64	1 51/64	-	6	13.9
H120E18	E	7/8 - 3 1/2	9.41	8.638	QD-1	18	.924	3 1/16	2.64	1 51/64	-	6	15.4
H120E19	E	7/8 - 3 1/2	9.89	9.113	QD-1	19	.924	3 1/16	2.64	1 51/64	-	6	17.0
H120E20	E	7/8 - 3 1/2	10.37	9.589	QD-1	20	.924	3 1/16	2.64	1 51/64	-	6	18.8
H120E21	E	7/8 - 3 1/2	10.85	10.064	QD-1	21	.924	3 1/16	2.64	1 51/64	-	6	20.6
H120E22	E	7/8 - 3 1/2	11.33	10.540	QD-1	22	.924	3 1/16	2.64	1 51/64	-	6	22.5
H120E23	E	7/8 - 3 1/2	11.81	11.016	QD-1	23	.924	3 1/16	2.64	1 51/64	-	6	24.5
H120E24	E	7/8 - 3 1/2	12.29	11.492	QD-1	24	.924	3 1/16	2.64	1 51/64	-	6	26.6
H120E25	E	7/8 - 3 1/2	12.77	11.968	QD-1	25	.924	3 1/16	2.64	1 51/64	-	6	28.8
H120E26	E	7/8 - 3 1/2	13.25	12.444	QD-1	26	.924	3 1/16	2.64	1 51/64	-	6	31.0
H120E28	E	7/8 - 3 1/2	14.21	13.397	QD-1	28	.924	3 1/16	2.64	1 51/64	-	6	35.8
H120E30	E	7/8 - 3 1/2	15.17	14.350	QD-1	30	.924	3 1/16	2.64	1 51/64	-	6	41.0
120F32	F	1 - 4	16.13	15.303	QD-2	32	.924	4 13/64	3.68	1 3/8	-	6 5/8	52.0
120F35	F	1 - 4	17.57	16.734	QD-2	35	.924	4 13/64	3.68	1 3/8	-	6 5/8	61.0
120F36	F	1 - 4	18.05	17.211	QD-2	36	.924	4 13/64	3.68	1 3/8	-	6 5/8	64.1
120F40	F	1 - 4	19.96	19.118	QD-2	40	.924	4 13/64	3.68	1 3/8	-	6 5/8	77.6
120F42	F	1 - 4	20.92	20.072	QD-2	42	.924	4 13/64	3.68	1 3/8	-	6 5/8	84.9
120F45	F	1 - 4	22.35	21.503	QD-2	45	.924	4 13/64	3.68	1 3/8	-	6 5/8	96.5
120F48	F	1 - 4	23.79	22.935	QD-2	48	.924	4 13/64	3.68	1 3/8	-	6 5/8	109
120F54	F	1 - 4	26.65	25.798	QD-2	54	.924	4 13/64	3.68	1 3/8	-	6 5/8	136
120J60	J	1 1/2 - 4 1/2	29.52	28.661	QD-2	60	.924	5 3/64	4.51	1 7/16	2 17/64"	7 1/4	171
120J70	J	1 1/2 - 4 1/2	34.30	33.434	QD-2	70	.924	5 3/64	4.51	1 7/16	2 17/64	7 1/4	229
120J80	J	1 1/2 - 4 1/2	39.08	38.207	QD-2	80	.924	5 3/64	4.51	1 7/16	2 17/64	7 1/4	281

*Bushing mounts with capscrews on "B" side only.

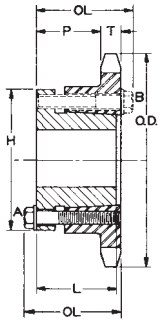

Type QD-1

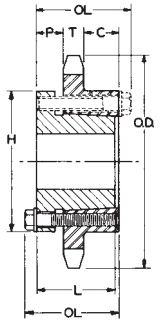

Type QD-2

TABLE No. 2

STEEL TYPE "A" PLATE SPROCKETS

Hardened Teeth

PART No.	OUTSIDE DIA.	PITCH DIA.	No. TEETH	STOCK BORE	T (NOM.)	Wt. Lbs	PART No.	OUTSIDE DIA.	PITCH DIA.	No. TEETH	STOCK BORE	T (NOM.)	Wt. Lbs
120A8	4.52"	3.920"	8	1 1/4"	.924"	2.8	120A26	13.25"	12.444"	26	1 1/2"	.924"	29.9
120A9	5.02	4.386	9	1 1/4	.924	3.5	120A27	13.73	12.921	27	1 1/2	.924	32.3
120A10	5.52	4.854	10	1 1/4	.924	4.4	120A28	14.21	13.397	28	1 1/2	.924	34.8
120A11	6.01	5.324	11	1 1/4	.924	5.3	120A30	15.17	14.350	30	1 1/2	.924	40.0
120A12	6.50	5.796	12	1 1/4	.924	6.3	120A32	16.13	15.303	32	1 1/2	.924	45.3
120A13	6.99	6.268	13	1 1/4	.924	7.4	120A34	17.09	16.257	34	1 1/2	.924	51.2
120A14	7.47	6.741	14	1 1/4	.924	8.6	120A35	17.57	16.734	35	1 1/2	.924	54.3
120A15	7.96	7.215	15	1 1/4	.924	9.9	120A36	18.05	17.211	36	1 1/2	.924	57.4
120A16	8.39	7.689	16	1 1/4	.924	11.3	120A40	19.96	19.118	40	1 1/2	.924	71.0
120A17	8.88	8.163	17	1 1/4	.924	12.8	120A42	20.92	20.072	42	1 1/2	.924	80.0
120A18	9.41	8.638	18	1 1/4	.924	14.3	120A45	22.35	21.503	45	1 1/2	.924	87.0
120A19	9.89	9.113	19	1 1/4	.924	15.9	120A48	23.79	22.935	48	1 1/2	.924	105
120A20	10.37	9.589	20	1 1/4	.924	17.7	120A54	26.65	25.798	54	1 1/2	.924	137
120A21	10.85	10.064	21	1 1/4	.924	19.5	120A60	29.52	28.661	60	1 1/2	.924	164
120A22	11.33	10.450	22	1 1/4	.924	21.4	120A70	34.30	33.434	70	1 1/2	.924	211
120A23	11.81	11.016	23	1 1/4	.924	23.4	120A80	39.08	38.207	80	1 1/2	.924	286
120A24	12.29	11.492	24	1 1/4	.924	25.5	120A90	43.85	42.981	90	1 1/2	.924	350
120A25	12.77	11.968	25	1 1/4	.924	27.7							

Hardened Teeth

STANDARD KEYSEATS

TABLE No. 3

BORE RANGE	KEYSEAT
1/2" - 9/16"	1/8" x 1/16"
5/8 - 7/8	3/16 x 3/32
15/16 - 1 1/4	1/4 x 1/8
1 5/16 - 1 3/8	5/16 x 5/32
1 7/16 - 1 3/4	3/8 x 3/16
1 13/16 - 2 1/4	1/2 x 1/4
2 5/16 - 2 3/4	5/8 x 5/16
2 13/16 - 3 1/4	3/4 x 3/8
3 3/8 - 3 3/4	7/8 x 7/16
3 7/8 - 4 1/2	1 x 1/2
4 5/8 - 5 1/2	1 1/4 x 5/8

1 3/8" Bore Bushings also available with 3/8" x 3/16" Keyseat.

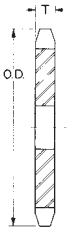

Type A

G