ETP-EXPRESS® / ETP-TECHNO® / ETP-POWER®

Fitting instructions
Monteringsanvisning
Einbauanleitung
Instructions de montage
Instrucciones de montaje
Istruzioni di montaggio
取付け

1.

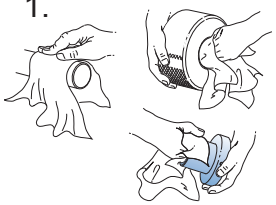

2.

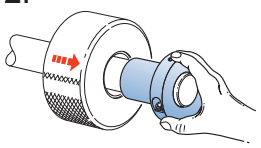

3.

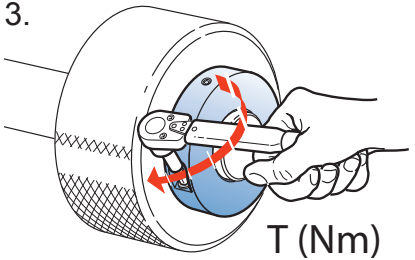

T (Nm)

ETP-EXPRESS	T (Nm)
15 - 35	5
38 - 60	21
70 - 80	39
90* - 100*	39

ETP-POWER	T (Nm)
15 - 30	8
32 - 40	25

ETP-TECHNO	T (Nm)
15 - 20	10
25 - 32	16
35 - 45	24
50 - 75	40
80	60
90* - 110*	60
120*	50
130*	46

*) *Two screws.*
Zwei Schrauben.
Duex vis.
Dos tornillos.

UK: At the recommended tightening torque the screw position is approx. level with the recess.

DE: Das empfohlene Anzugsmoment ist erreicht, wenn die Schraubenoberkante mit der Planfläche übereinstimmt.
FR: Au couple de serrage recommandé la vis affleure approximativement l`évidement.
ES: Al alcanzar el par de apriete la posición del tornillo es aprox. la de la zona plana.
IT: Una volta serrata la vite alla coppia di serraggio indicata, la testa della vite verrà a trovarsi circa allo stesso livello della propria sede.

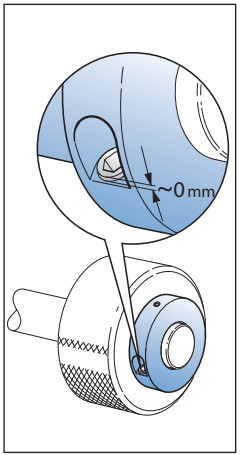

ETP Transmission AB

ETP Transmission AB
Roxtorpsgatan 22, Box 1120 | SE-581 11 Linköping, Sweden
Phone +46 (0)13-24 71 00 | E-mail info@etp.se
www.etp.se

E 436-2

1.

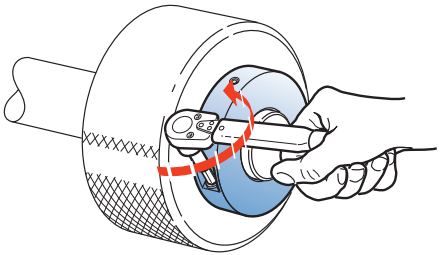

2.

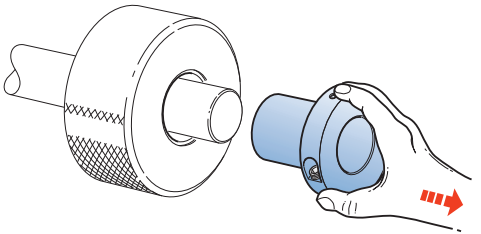

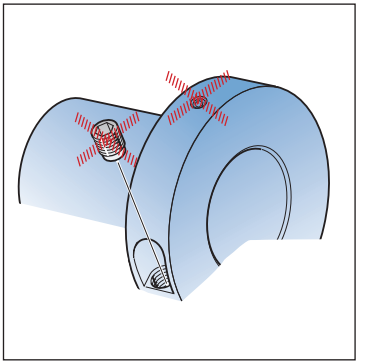

ETP Transmission AB

ETP Transmission AB
Roxtorpsgatan 22, Box 1120 | SE-581 11 Linköping, Sweden
Phone +46 (0)13-24 71 00 | E-mail info@etp.se
www.etp.se