BALDOR • RELIANCE

Customer information packet

FPM2516T

25//20HP, 3515//2920RPM, 3PH, 60//50HZ, 256T
Class -
Division - Not Applicable

Copyright © All product information within this document is subject to ABB Motors and Mechanical Inc. copyright © protection, unless otherwise noted.
2/16/2025 10:39:59 PM

Specifications

Enclosure	ODP
Frame	256T
Frame Material	Steel
Frequency	50.00 Hz
	60.00 Hz
Haz Area Division	Not Applicable
Motor Letter Type	Three Phase
Output @ Frequency	20.000 HP @ 50 HZ
	25.000 HP @ 60 HZ
Phase	3
Synchronous Speed @ Frequency	3600 RPM @ 60 HZ
Voltage @ Frequency	380.0 V @ 50 HZ
	230.0 V @ 60 HZ
	190.0 V @ 50 HZ
	460.0 V @ 60 HZ
Agency Approvals	CSA
	CSA EEV
	UL
	UR
Ambient Temperature	40 °C
Auxillary Box	No Auxillary Box
Auxillary Box Lead Termination	None
Base Indicator	Rigid
Bearing Grease Type	Polyrex EM (-20F +300F)
Blower	None
Current @ Voltage	58.000 A @ 230.0 V
	56.000 A @ 190.0 V
	29.000 A @ 460.0 V
	28.000 A @ 380.0 V
Design Code	B
Drip Cover	No Drip Cover
Duty Rating	CONT

Part detail

Revision	Q
Type	AC
Mech. spec.	39D101
Base	
Status	PRD/A
Elec. spec.	39WGX927
Layout	39LYD101
Eff. date	11-14-2023
CD Diagram	CD0104
Poles	02
Leads	12#10
Proprietary	False
Created date	09-15-2015

Efficiency @ 100% Load	91.0 %
Electrically Isolated Bearing	Not Electrically Isolated
Feedback Device	NO FEEDBACK
Front Face Code	Standard
Front Shaft Indicator	None
Heater Indicator	No Heater
High Voltage Full Load Amps	28.0 a
Insulation Class	F
Inverter Code	Not Inverter
KVA Code	F
Lifting Lugs	Standard Lifting Lugs
Locked Bearing Indicator	No Locked Bearing
Motor Lead Exit	Ko Box
Motor Lead Quantity/Wire Size	12 @ 10 AWG
Motor Lead Termination	Flying Leads
Motor Standards	NEMA
Motor Type	3934M
Mounting Arrangement	F1
Number of Poles	2
Overall Length	21.69 IN
Power Factor	88
Product Family	Fire Pump Motor
Pulley End Bearing Type	Ball
Pulley Face Code	Standard
Pulley Shaft Indicator	Standard
Rodent Screen	None
Service Factor	1.15
Shaft Diameter	1.625 IN
Shaft Extension Location	Pulley End
Shaft Ground Indicator	No Shaft Grounding
Shaft Rotation	Reversible
Shaft Slinger Indicator	No Slinger
Speed	2920 rpm
	3515 rpm

Speed Code	Single Speed
Starting Method	Wye Start - Delta Run
Thermal Device - Bearing	None
Thermal Device - Winding	None
Vibration Sensor Indicator	No Vibration Sensor
Winding Thermal 1	None
Winding Thermal 2	None

Nameplate

NP3454L												
CAT.NO.	FPM2516T			**CUST P/N**				**I.P.**	23			
SPEC.	39D101X927H2			**SER.NO.**				**FRAME**	256T			
HZ	60	**HP**	25	**RPM**	3515	**HZ**	50	**HP**	20	**RPM**	2920	
VOLTS	230/460			**CODE**	F	**VOLTS**	190/380			**CODE**	F	
AMPS	58/29			**DES**	B	**AMPS**	56/28			**DES**	B	
EFF	91	**SER.F.**	1.15	**PF**	88	**EFF**	90.2	**SER.F.**	1.15	**PF**	88	
RATING	40C AMB-CONT			**DE BRG**	6309			**GREASE**	POLYREX EM			
BLANK				**ODE BRG**	6208			**MTR. WT.**	210			
				CLASS	F	**PH**	3					
				ENCL	ODP	**CC**	010A					
HTR-VOLTS		**HTR-AMPS**		**HTR-WATTS**								

AC Induction Motor Performance Data
Record # 53766
Typical performance - not guaranteed values

Winding: 39WGX927-R001	**Type:** 3934M	**Enclosure:** OPSB

Nameplate Data				**460 V, 60 Hz: High Voltage Connection**	
Rated Output (HP)			25//20	**Full Load Torque**	37.5 LB-FT
Volts			230/460//190/380	**Start Configuration**	direct on line
Full Load Amps			58/29//56/28	**Breakdown Torque**	109 LB-FT
R.P.M.			3515//2920	**Pull-up Torque**	40.4 LB-FT
Hz	60//50	**Phase**	3	**Locked-rotor Torque**	49.7 LB-FT
NEMA Design Code	B	**KVA Code**	F	**Starting Current**	174 A
Service Factor (S.F.)			1.15	**No-load Current**	8.31 A
NEMA Nom. Eff.	91	**Power Factor**	88	**Line-line Res. @ 25ºC**	0.45684 Ω
Rating - Duty			40C AMB-CONT	**Temp. Rise @ Rated Load**	40°C
S.F. Amps				**Temp. Rise @ S.F. Load**	51°C

Load Characteristics 460 V, 60 Hz, 25 HP

% of Rated Load	**25**	**50**	**75**	**100**	**125**	**150**	**S.F.**
Power Factor	60	79	86	88	89	89	89
Efficiency	90.2	92.7	92.6	91.7	90.3	88.6	90.9
Speed	3583.9	3564.3	3542.5	3519.2	3491.2	3460.7	3502
Line amperes	11	15.9	22.2	29	36.7	44.8	33.6

ABB Motors and Mechanical Inc.

WINDING # 39WGX927

Typical performance - not guaranteed values.

25 HP 3 PH 60 HZ 3519.2 RPM 460 V 3934M

TORQUES(LB-FT): PO=109 PU=40.4 LR=49.7 LRA=174

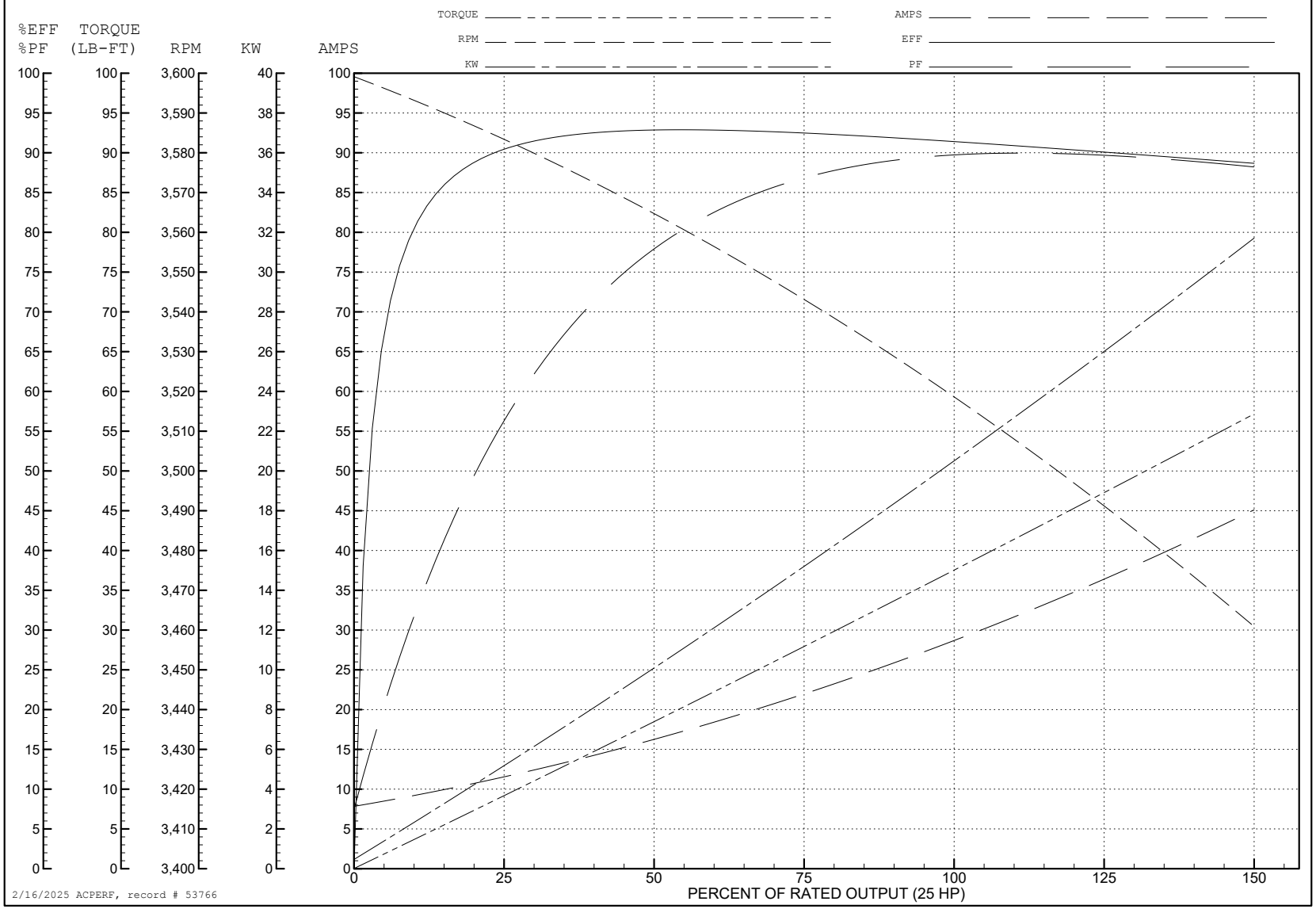

AC Induction Motor Performance Data
Record # 53767
Typical performance - not guaranteed values

Winding: 39WGX927-R001	**Type:** 3934M	**Enclosure:** OPSB

Nameplate Data				**380 V, 50 Hz: High Voltage Connection**	
Rated Output (HP)			25//20	**Full Load Torque**	36.2 LB-FT
Volts			230/460//190/380	**Start Configuration**	direct on line
Full Load Amps			58/29//56/28	**Breakdown Torque**	104 LB-FT
R.P.M.			3515//2920	**Pull-up Torque**	42.7 LB-FT
Hz	60//50	**Phase**	3	**Locked-rotor Torque**	52.5 LB-FT
NEMA Design Code	B	**KVA Code**	F	**Starting Current**	169 A
Service Factor (S.F.)			1.15	**No-load Current**	8.02 A
NEMA Nom. Eff.	91	**Power Factor**	88	**Line-line Res. @ 25ºC**	0.438 Ω
Rating - Duty			40C AMB-CONT	**Temp. Rise @ Rated Load**	40°C
S.F. Amps				**Temp. Rise @ S.F. Load**	51°C
				Locked-rotor Power Factor	33.9
				Rotor inertia	0.868 LB-FT2

Load Characteristics 380 V, 50 Hz, 20 HP

% of Rated Load	**25**	**50**	**75**	**100**	**125**	**150**	**S.F.**
Power Factor	61	80	86	89	89	89	89
Efficiency	88	90.9	91.1	90.3	88.8	86.9	90.9
Speed	2984	2964	2944	2921	2894	2864	3502
Line amperes	10.7	15.5	21.7	28.4	36	44	33.6

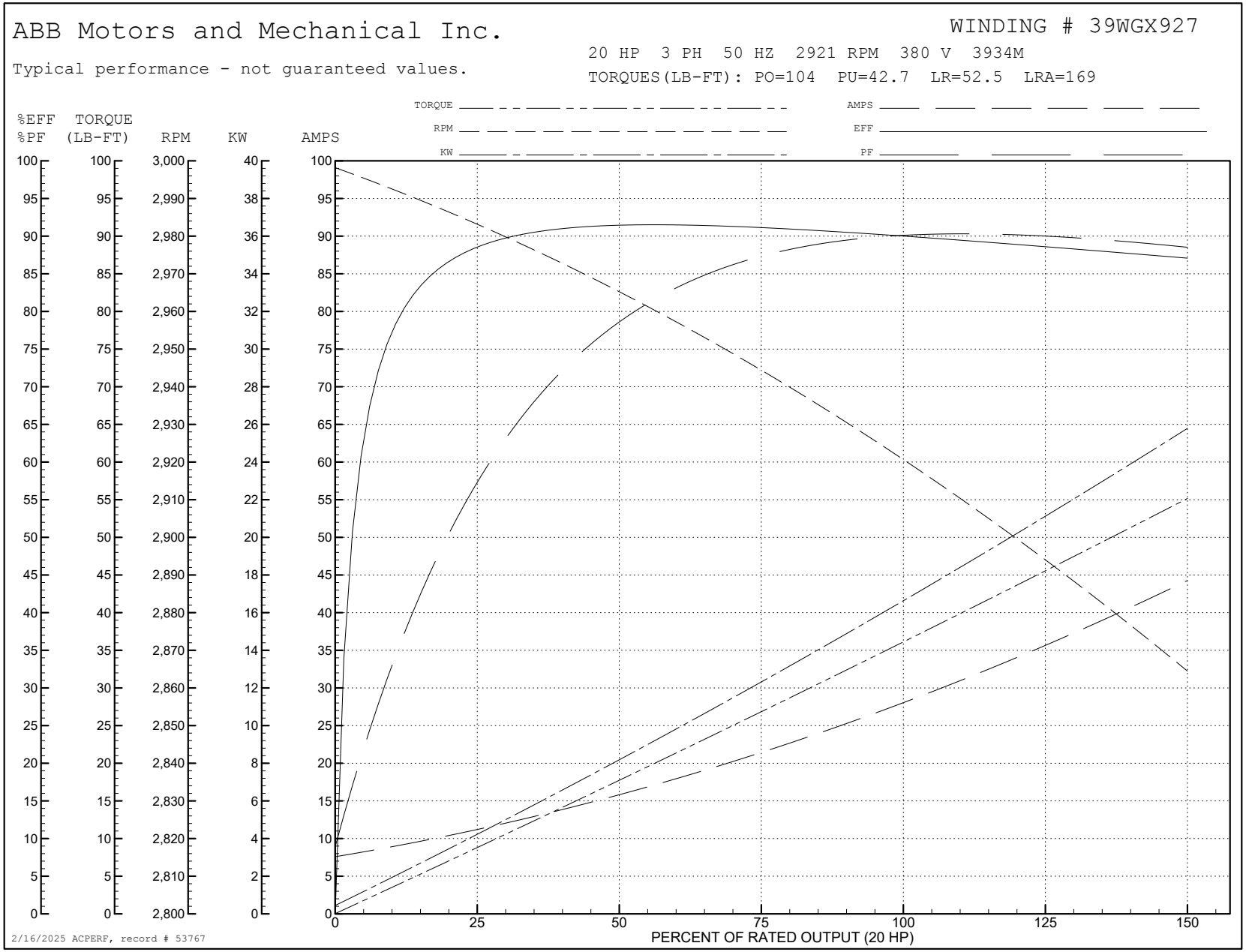
ABB Motors and Mechanical Inc.
WINDING # 39WGX927
Typical performance - not guaranteed values.
20 HP 3 PH 50 HZ 2921 RPM 380 V 3934M
TORQUES(LB-FT): PO=104 PU=42.7 LR=52.5 LRA=169
TORQUE
RPM
KW
AMPS
EFF
PF
%EFF
%PF
TORQUE (LB-FT)
RPM
KW
AMPS
2/16/2025 ACPERF, record # 53767
PERCENT OF RATED OUTPUT (20 HP)

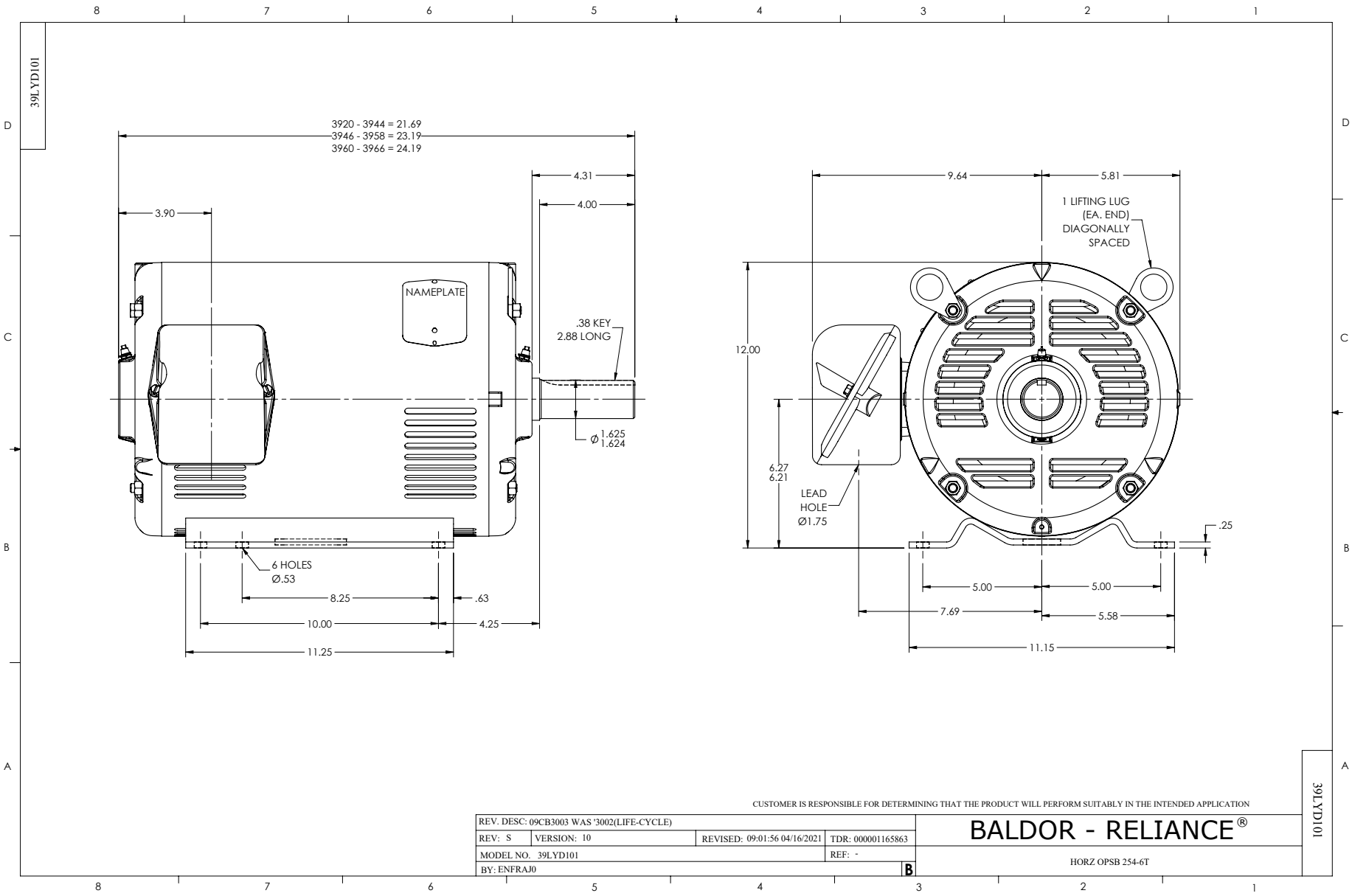
39LYD101
3920 - 3944 = 21.69
3946 - 3958 = 23.19
3960 - 3966 = 24.19
4.31
4.00
3.90
NAMEPLATE
.38 KEY
2.88 LONG
Ø 1.625
1.624
6 HOLES
Ø.53
8.25
.63
10.00
4.25
11.25
9.64
5.81
1 LIFTING LUG
(EA. END)
DIAGONALLY
SPACED
12.00
6.27
6.21
LEAD
HOLE
Ø1.75
.25
5.00
5.00
7.69
5.58
11.15
CUSTOMER IS RESPONSIBLE FOR DETERMINING THAT THE PRODUCT WILL PERFORM SUITABLY IN THE INTENDED APPLICATION
REV. DESC: 09CB3003 WAS '3002(LIFE-CYCLE)
REV: S
VERSION: 10
REVISED: 09:01:56 04/16/2021
TDR: 000001165863
MODEL NO. 39LYD101
REF: -
BY: ENFRAJ0
B
BALDOR - RELIANCE®
HORZ OPSB 254-6T
39LYD101

CD0104

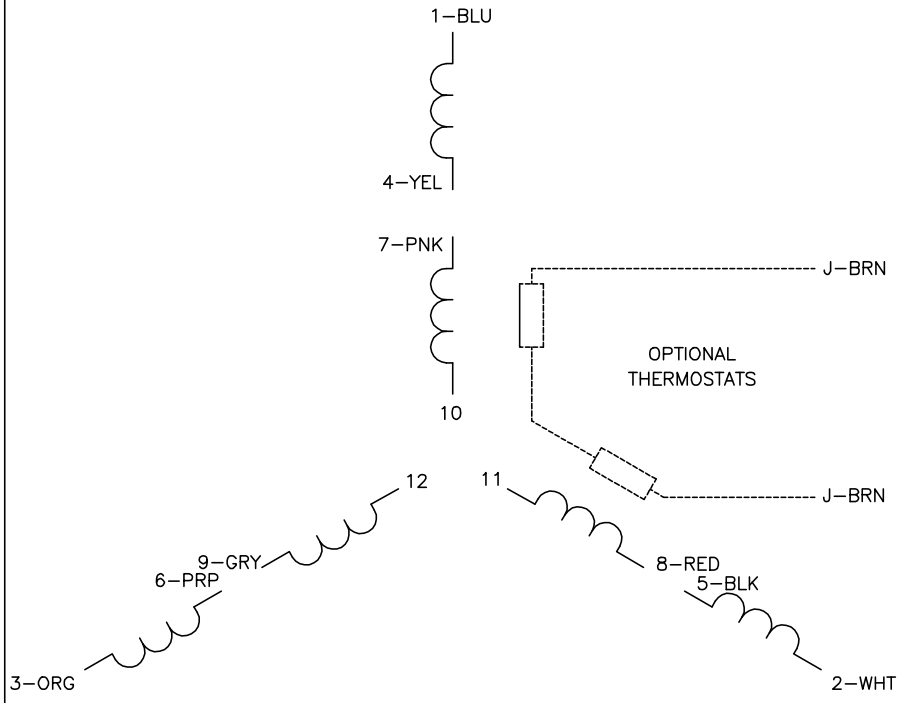

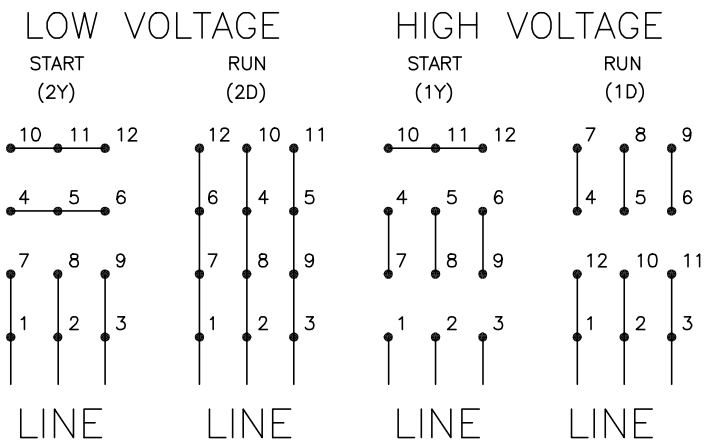

NOTES:

1. INTERCHANGE ANY TWO LINE LEADS TO REVERSE ROTATION.
2. OPTIONAL THERMOSTATS ARE PROVIDED WHEN SPECIFIED.
3. ACTUAL NUMBER OF INTERNAL PARALLEL CIRCUITS MAY BE A MULTIPLE OF THOSE SHOWN ABOVE.
4. LEAD COLORS ARE OPTIONAL. LEADS MUST ALWAYS BE NUMBERED AS SHOWN.

CD0104

REV. DESC: ADD CLASS CONN00000007		
REV. LTR: D	VERSION: 01	TDR: 000001099922
FILE: \AAA\00008\377	REVISED: 09:02:55 02/19/2019	BY: ENBRIR0
MTL: –		

BALDOR - RELIANCE®

3PH, DV, 12 LEADS, Y START/D RUN

SH 1 of 1