BALDOR • RELIANCE

Customer information packet

FPM2535TS

30//25HP, 1770//1470RPM, 3PH, 60//50HZ, 286T

Copyright © All product information within this document is subject to ABB Motors and Mechanical Inc. copyright © protection, unless otherwise noted.
2/16/2025 10:40:19 PM

Specifications

Enclosure	ODP
Frame	286TS
Frame Material	Steel
Frequency	50.00 Hz
	60.00 Hz
Motor Letter Type	Three Phase
Output @ Frequency	30.000 HP @ 60 HZ
	25.000 HP @ 50 HZ
Phase	3
Synchronous Speed @ Frequency	1800 RPM @ 60 HZ
Voltage @ Frequency	230.0 V @ 60 HZ
	190.0 V @ 50 HZ
	460.0 V @ 60 HZ
	380.0 V @ 50 HZ
Agency Approvals	CSA EEV
	UL
	UR
	CSA
Ambient Temperature	40 °C
Auxillary Box	No Auxillary Box
Auxillary Box Lead Termination	None
Base Indicator	Rigid
Bearing Grease Type	Polyrex EM (-20F +300F)
Blower	None
Current @ Voltage	72.000 A @ 230.0 V
	72.000 A @ 190.0 V
	36.000 A @ 460.0 V
	36.000 A @ 380.0 V
Design Code	B
Drip Cover	No Drip Cover
Duty Rating	CONT
Efficiency @ 100% Load	92.4 %

Part detail

Revision	K
Type	AC
Mech. spec.	40G49
Base	
Status	PRD/A
Elec. spec.	40WGX324
Layout	40LYG049
Eff. date	07-24-2023
CD Diagram	CD0104
Poles	04
Leads	12#10
Proprietary	False
Created date	11-30-2015

Electrically Isolated Bearing	Not Electrically Isolated
Feedback Device	NO FEEDBACK
Front Face Code	Standard
Front Shaft Indicator	None
Heater Indicator	No Heater
High Voltage Full Load Amps	36.0 a
Insulation Class	F
Inverter Code	Not Inverter
KVA Code	G
Lifting Lugs	Standard Lifting Lugs
Locked Bearing Indicator	No Locked Bearing
Motor Lead Exit	Ko Box
Motor Lead Quantity/Wire Size	12 @ 10 AWG
Motor Lead Termination	Flying Leads
Motor Standards	NEMA
Motor Type	4052M
Mounting Arrangement	F1
Number of Poles	4
Overall Length	23.69 IN
Power Factor	84
Product Family	Fire Pump Motor
Pulley End Bearing Type	Ball
Pulley Face Code	Standard
Pulley Shaft Indicator	Standard
Rodent Screen	None
Service Factor	1.15
Shaft Diameter	1.625 IN
Shaft Extension Location	Pulley End
Shaft Ground Indicator	No Shaft Grounding
Shaft Rotation	Reversible
Shaft Slinger Indicator	No Slinger
Speed	1470 rpm
	1770 rpm
Speed Code	Single Speed

Starting Method	Wye Start - Delta Run
Thermal Device - Bearing	None
Thermal Device - Winding	None
Vibration Sensor Indicator	No Vibration Sensor
Winding Thermal 1	None
Winding Thermal 2	None

Nameplate

NP3454L												
CAT.NO.	FPM2535TS			**CUST P/N**				**I.P.**	23			
SPEC.	40G049X324H2			**SER.NO.**				**FRAME**	286TS			
HZ	60	**HP**	30	**RPM**	1770	**HZ**	50	**HP**	25	**RPM**	1470	
VOLTS	230/460			**CODE**	G	**VOLTS**	190/380			**CODE**	F	
AMPS	72/36			**DES**	B	**AMPS**	72/36			**DES**	B	
EFF	92.4	**SER.F.**	1.15	**PF**	84	**EFF**	92.4	**SER.F.**	1.15	**PF**	84	
RATING	40C AMB-CONT			**DE BRG**	6311			**GREASE**	POLYREX EM			
BLANK				**ODE BRG**	6309			**MTR. WT.**	334			
				CLASS	F	**PH**	3					
				ENCL	ODP	**CC**	010A					
HTR-VOLTS		**HTR-AMPS**		**HTR-WATTS**								

AC Induction Motor Performance Data
Record # 54887
Typical performance - not guaranteed values

Winding: 40WGX324-R001	**Type:** 4052M	**Enclosure:** OPEN

Nameplate Data				**460 V, 60 Hz: High Voltage Connection**	
Rated Output (HP)			30//25	**Full Load Torque**	89.5 LB-FT
Volts			230/460//190/380	**Start Configuration**	direct on line
Full Load Amps			72/36	**Breakdown Torque**	258 LB-FT
R.P.M.			1770//1470	**Pull-up Torque**	113 LB-FT
Hz	60//50	**Phase**	3	**Locked-rotor Torque**	143 LB-FT
NEMA Design Code	B	**KVA Code**	G	**Starting Current**	211 A
Service Factor (S.F.)			1.15	**No-load Current**	13 A
NEMA Nom. Eff.	92.4	**Power Factor**	84	**Line-line Res. @ 25ºC**	0.26526 Ω
Rating - Duty			40C AMB-CONT	**Temp. Rise @ Rated Load**	32°C
S.F. Amps				**Temp. Rise @ S.F. Load**	40°C
				Locked-rotor Power Factor	31.4

Load Characteristics 460 V, 60 Hz, 30 HP

% of Rated Load	**25**	**50**	**75**	**100**	**125**	**150**	**S.F.**
Power Factor	51	72	80	84	85	85	85
Efficiency	90.4	93.4	93.9	93.6	92.8	91.9	93.1
Speed	1792.8	1786.6	1780	1773.1	1765.1	1756.4	1768
Line amperes	15.6	20.9	27.9	35.9	44.5	53.9	41.1

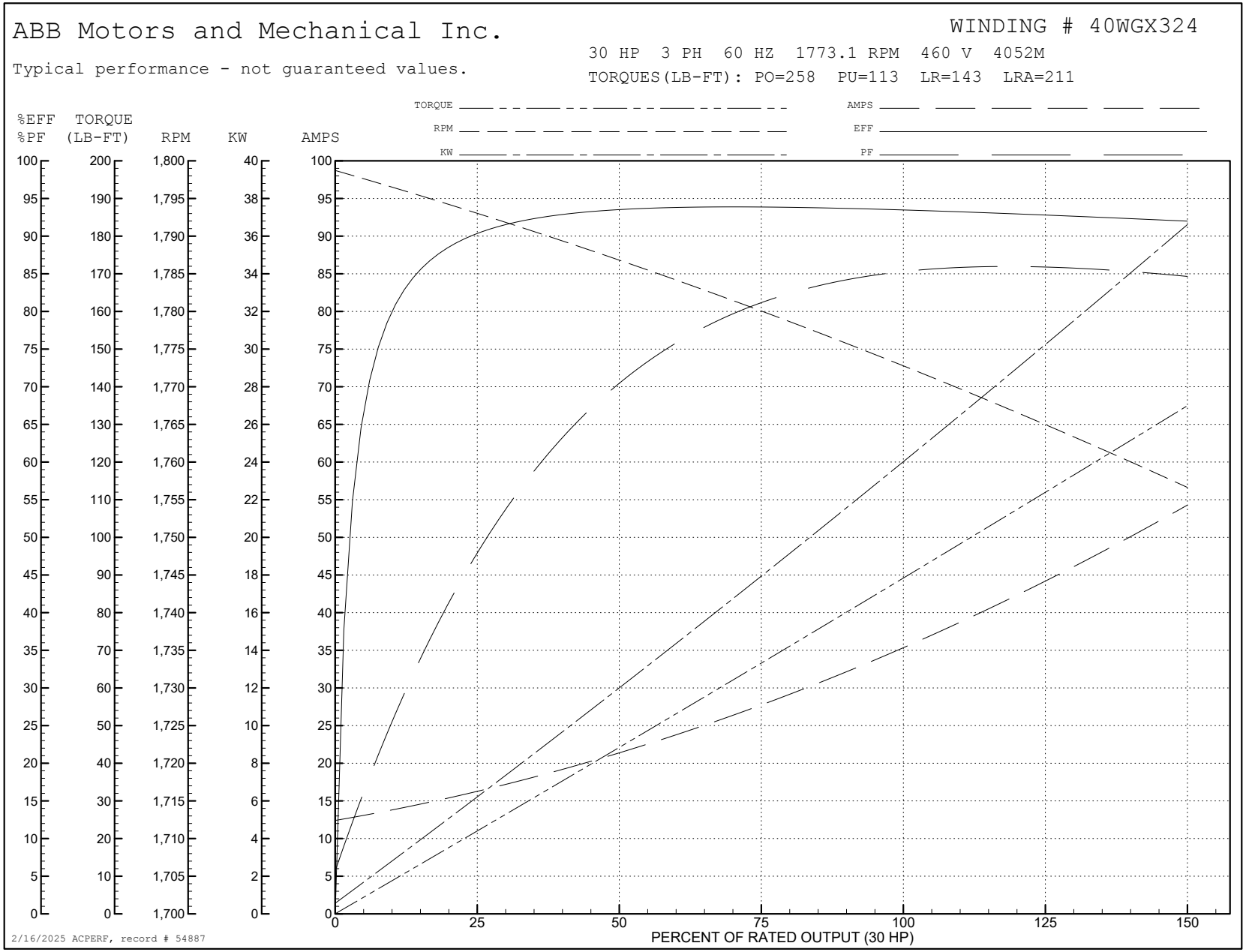
ABB Motors and Mechanical Inc.
WINDING # 40WGX324
30 HP 3 PH 60 HZ 1773.1 RPM 460 V 4052M
Typical performance - not guaranteed values.
TORQUES(LB-FT): PO=258 PU=113 LR=143 LRA=211
TORQUE
RPM
KW
AMPS
EFF
PF
%EFF
%PF
TORQUE (LB-FT)
RPM
KW
AMPS
PERCENT OF RATED OUTPUT (30 HP)
2/16/2025 ACPERF, record # 54887

AC Induction Motor Performance Data
Record # 54888
Typical performance - not guaranteed values

Winding: 40WGX324-R001	**Type:** 4052M	**Enclosure:** OPEN

Nameplate Data				**380 V, 50 Hz: High Voltage Connection**	
Rated Output (HP)			30//25	**Full Load Torque**	89.8 LB-FT
Volts			230/460//190/380	**Start Configuration**	direct on line
Full Load Amps			72/36	**Breakdown Torque**	250 LB-FT
R.P.M.			1770//1470	**Pull-up Torque**	116 LB-FT
Hz	60//50	**Phase**	3	**Locked-rotor Torque**	147 LB-FT
NEMA Design Code	B	**KVA Code**	G	**Starting Current**	201 A
Service Factor (S.F.)			1.15	**No-load Current**	12.7 A
NEMA Nom. Eff.	92.4	**Power Factor**	84	**Line-line Res. @ 25ºC**	0.261 Ω
Rating - Duty			40C AMB-CONT	**Temp. Rise @ Rated Load**	33°C
S.F. Amps				**Temp. Rise @ S.F. Load**	41°C
				Locked-rotor Power Factor	34.8
				Rotor inertia	4.14 LB-FT2

Load Characteristics 380 V, 50 Hz, 25 HP

% of Rated Load	**25**	**50**	**75**	**100**	**125**	**150**	**S.F.**
Power Factor	53	73	81	85	86	85	86
Efficiency	89.8	92.7	93.1	92.7	92.2	90.7	92.4
Speed	1493	1487	1480	1472	1464	1455	1467
Line amperes	15.4	20.8	28	36.3	45.2	55.2	41.6

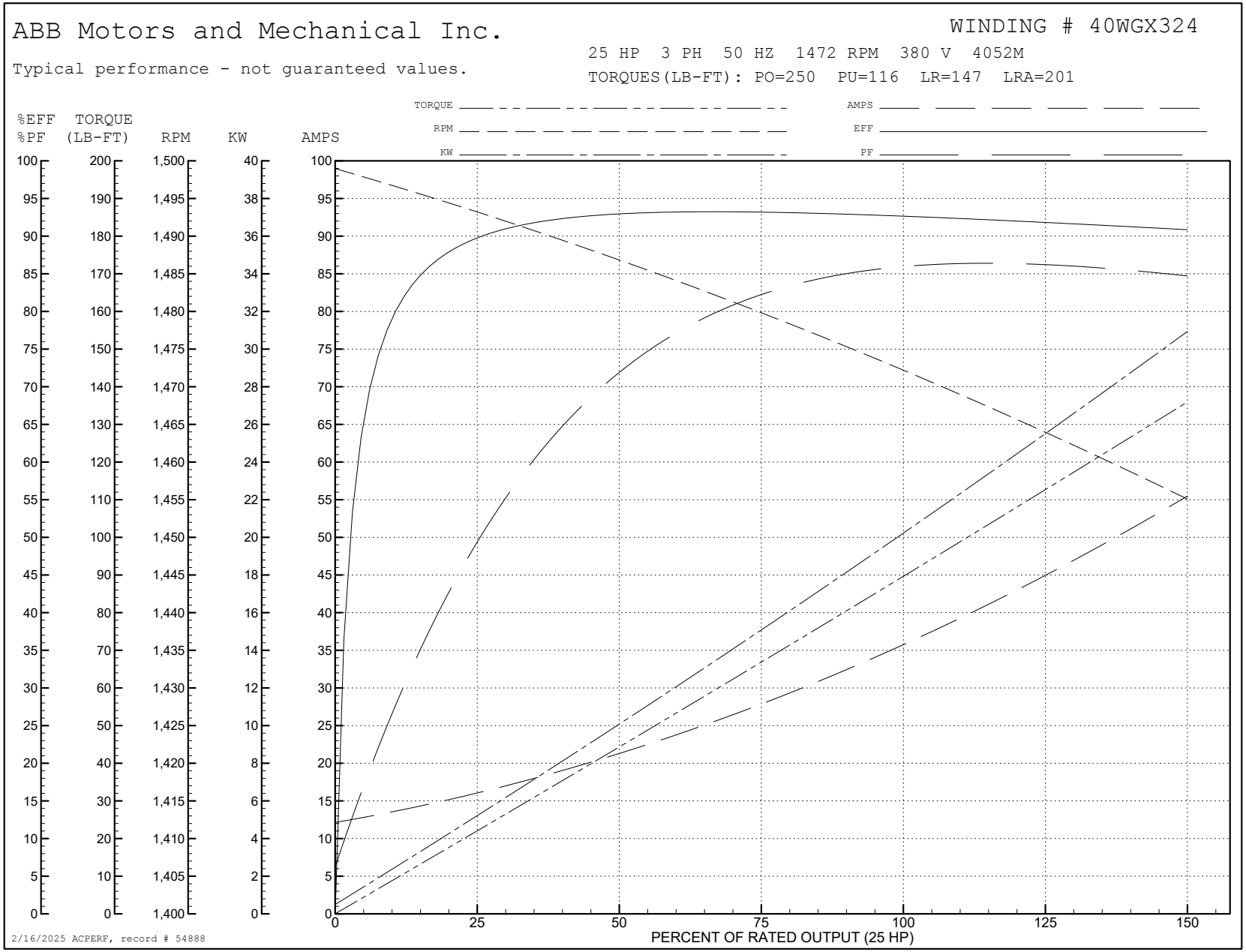
ABB Motors and Mechanical Inc.
WINDING # 40WGX324
25 HP 3 PH 50 HZ 1472 RPM 380 V 4052M
Typical performance - not guaranteed values.
TORQUES(LB-FT): PO=250 PU=116 LR=147 LRA=201
TORQUE
RPM
KW
AMPS
EFF
PF
%EFF
%PF
TORQUE (LB-FT)
RPM
KW
AMPS
PERCENT OF RATED OUTPUT (25 HP)
2/16/2025 ACPERF, record # 54888

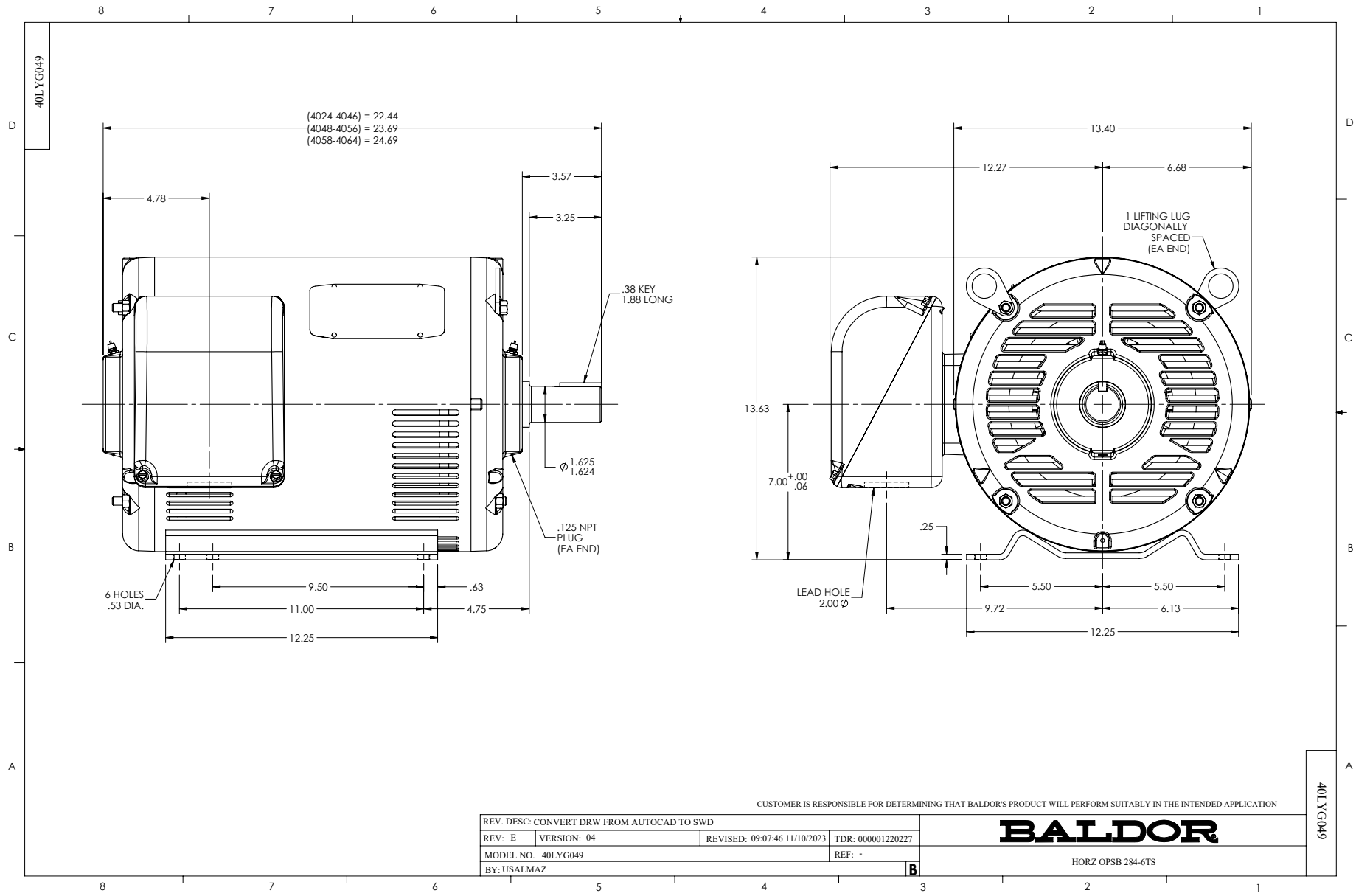
40LYG049
(4024-4046) = 22.44
(4048-4056) = 23.69
(4058-4064) = 24.69
4.78
3.57
3.25
.38 KEY
1.88 LONG
Ø 1.625
1.624
.125 NPT
PLUG
(EA END)
6 HOLES
.53 DIA.
9.50
.63
11.00
4.75
12.25
13.40
12.27
6.68
1 LIFTING LUG
DIAGONALLY
SPACED
(EA END)
13.63
7.00 +.00 -.06
.25
LEAD HOLE
2.00 Ø
5.50
5.50
9.72
6.13
12.25
CUSTOMER IS RESPONSIBLE FOR DETERMINING THAT BALDOR'S PRODUCT WILL PERFORM SUITABLY IN THE INTENDED APPLICATION
REV. DESC: CONVERT DRW FROM AUTOCAD TO SWD
REV: E
VERSION: 04
REVISED: 09:07:46 11/10/2023
TDR: 000001220227
MODEL NO. 40LYG049
REF: -
BY: USALMAZ
B
BALDOR
HORZ OPSB 284-6TS
40LYG049

CD0104

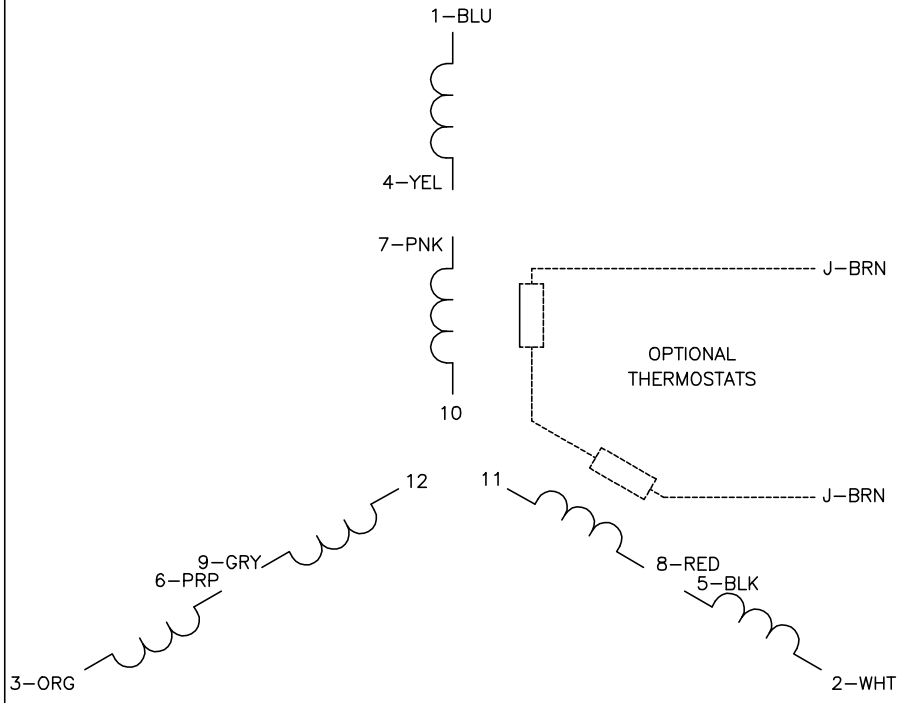

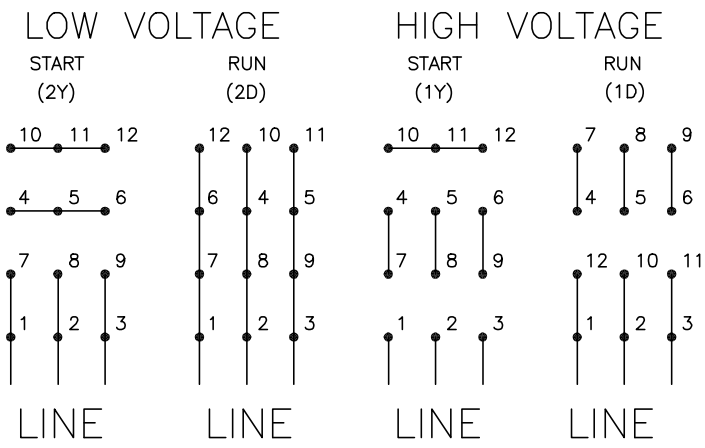

NOTES:

1. INTERCHANGE ANY TWO LINE LEADS TO REVERSE ROTATION.
2. OPTIONAL THERMOSTATS ARE PROVIDED WHEN SPECIFIED.
3. ACTUAL NUMBER OF INTERNAL PARALLEL CIRCUITS MAY BE A MULTIPLE OF THOSE SHOWN ABOVE.
4. LEAD COLORS ARE OPTIONAL. LEADS MUST ALWAYS BE NUMBERED AS SHOWN.

CD0104

REV. DESC: ADD CLASS CONN00000007		
REV. LTR: D	VERSION: 01	TDR: 000001099922
FILE: \AAA\00008\377	REVISED: 09:02:55 02/19/2019	BY: ENBRIR0
MTL: –		

BALDOR - RELIANCE®

3PH, DV, 12 LEADS, Y START/D RUN

SH 1 of 1