BALDOR • RELIANCE

Customer information packet

FPM2546T

60//50HP, 3520//2920RPM, 3PH, 60//50HZ, 326T

Copyright © All product information within this document is subject to ABB Motors and Mechanical Inc. copyright © protection, unless otherwise noted.
2/16/2025 10:40:50 PM

Specifications

Enclosure	ODP
Frame	326TS
Frame Material	Steel
Frequency	50.00 Hz
	60.00 Hz
Motor Letter Type	Three Phase
Output @ Frequency	60.000 HP @ 60 HZ
	50.000 HP @ 50 HZ
Phase	3
Synchronous Speed @ Frequency	3600 RPM @ 60 HZ
Voltage @ Frequency	230.0 V @ 60 HZ
	190.0 V @ 50 HZ
	460.0 V @ 60 HZ
	380.0 V @ 50 HZ
Agency Approvals	CSA EEV
	UL
	UR
	CSA
Ambient Temperature	40 °C
Auxillary Box	No Auxillary Box
Auxillary Box Lead Termination	None
Base Indicator	Rigid
Bearing Grease Type	Polyrex EM (-20F +300F)
Blower	None
Current @ Voltage	69.000 A @ 380.0 V
	68.000 A @ 460.0 V
	138.000 A @ 190.0 V
	136.000 A @ 230.0 V
Design Code	B
Drip Cover	No Drip Cover
Duty Rating	CONT
Efficiency @ 100% Load	93.0 %

Part detail

Revision	M
Type	AC
Mech. spec.	40H07
Base	
Status	PRD/A
Elec. spec.	40WGX318
Layout	40LYH007
Eff. date	07-24-2023
CD Diagram	CD0104
Poles	02
Leads	12#8
Proprietary	False
Created date	09-16-2015

Electrically Isolated Bearing	Not Electrically Isolated
Feedback Device	NO FEEDBACK
Front Face Code	Standard
Front Shaft Indicator	None
Heater Indicator	No Heater
High Voltage Full Load Amps	68.0 a
Insulation Class	F
Inverter Code	Not Inverter
KVA Code	G
Lifting Lugs	Standard Lifting Lugs
Locked Bearing Indicator	No Locked Bearing
Motor Lead Exit	Ko Box
Motor Lead Quantity/Wire Size	12 @ 8 AWG
Motor Lead Termination	Flying Leads
Motor Standards	NEMA
Motor Type	4062M
Mounting Arrangement	F1
Number of Poles	2
Overall Length	25.69 IN
Power Factor	89
Product Family	Fire Pump Motor
Pulley End Bearing Type	Ball
Pulley Face Code	Standard
Pulley Shaft Indicator	Standard
Rodent Screen	None
Service Factor	1.15
Shaft Diameter	1.875 IN
Shaft Extension Location	Pulley End
Shaft Ground Indicator	No Shaft Grounding
Shaft Rotation	Reversible
Shaft Slinger Indicator	No Slinger
Speed	2920 rpm
	3520 rpm
Speed Code	Single Speed

Starting Method	Wye Start - Delta Run
Thermal Device - Bearing	None
Thermal Device - Winding	None
Vibration Sensor Indicator	No Vibration Sensor
Winding Thermal 1	None
Winding Thermal 2	None

Nameplate

NP3454L												
CAT.NO.	FPM2546T			**CUST P/N**				**I.P.**	23			
SPEC.	40H007X318H2			**SER.NO.**				**FRAME**	326TS			
HZ	60	**HP**	60	**RPM**	3520	**HZ**	50	**HP**	50	**RPM**	2920	
VOLTS	230/460			**CODE**	G	**VOLTS**	190/380			**CODE**	F	
AMPS	136/68			**DES**	B	**AMPS**	138/69			**DES**	B	
EFF	93	**SER.F.**	1.15	**PF**	89	**EFF**	91.7	**SER.F.**	1.15	**PF**	89	
RATING	40C AMB-CONT			**DE BRG**	6312			**GREASE**	POLYREX EM			
BLANK				**ODE BRG**	6309			**MTR. WT.**	390			
				CLASS	F	**PH**	3					
				ENCL	ODP	**CC**	010A					
HTR-VOLTS		**HTR-AMPS**		**HTR-WATTS**								

AC Induction Motor Performance Data
Record # 55052
Typical performance - not guaranteed values

Winding: 40WGX318-R001	**Type:** 4062M	**Enclosure:** OPSB

Nameplate Data				**460 V, 60 Hz: High Voltage Connection**	
Rated Output (HP)			60//50	**Full Load Torque**	89.6 LB-FT
Volts			230/460//190/380	**Start Configuration**	direct on line
Full Load Amps			136/68//138/69	**Breakdown Torque**	205 LB-FT
R.P.M.			3520//2920	**Pull-up Torque**	115 LB-FT
Hz	60//50	**Phase**	3	**Locked-rotor Torque**	150 LB-FT
NEMA Design Code	B	**KVA Code**	G	**Starting Current**	431 A
Service Factor (S.F.)			1.15	**No-load Current**	16.9 A
NEMA Nom. Eff.	93	**Power Factor**	89	**Line-line Res. @ 25ºC**	0.11624 Ω
Rating - Duty			40C AMB-CONT	**Temp. Rise @ Rated Load**	47°C
S.F. Amps				**Temp. Rise @ S.F. Load**	60°C
				Locked-rotor Power Factor	22.2

Load Characteristics 460 V, 60 Hz, 60 HP

% of Rated Load	**25**	**50**	**75**	**100**	**125**	**150**	**S.F.**
Power Factor	65	83	88	89	90	89	90
Efficiency	92.1	94.1	93.9	93.1	92	90.6	92.4
Speed	3581.9	3565	3545.4	3523.9	3501.1	3473.4	3510
Line amperes	23.8	36.1	50.8	67.6	85.1	104	78.1

ABB Motors and Mechanical Inc.

WINDING # 40WGX318

60 HP 3 PH 60 HZ 3523.9 RPM 460 V 4062M

Typical performance - not guaranteed values.

TORQUES(LB-FT): PO=205 PU=115 LR=150 LRA=431

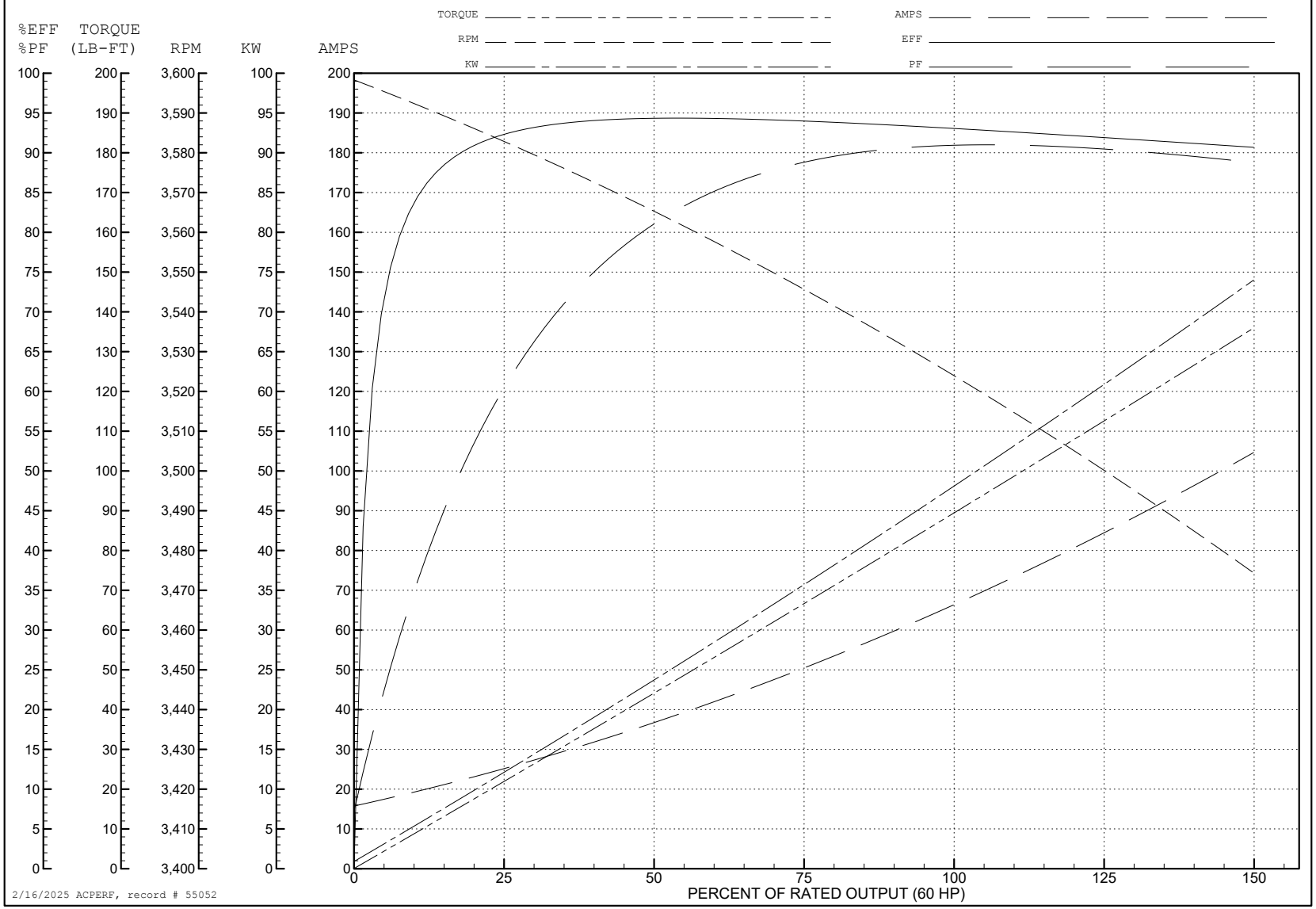

AC Induction Motor Performance Data
Record # 55053
Typical performance - not guaranteed values

Winding: 40WGX318-R001	**Type:** 4062M	**Enclosure:** OPSB

Nameplate Data				**380 V, 50 Hz: High Voltage Connection**	
Rated Output (HP)			60//50	**Full Load Torque**	89.9 LB-FT
Volts			230/460//190/380	**Start Configuration**	direct on line
Full Load Amps			136/68//138/69	**Breakdown Torque**	198 LB-FT
R.P.M.			3520//2920	**Pull-up Torque**	122 LB-FT
Hz	60//50	**Phase**	3	**Locked-rotor Torque**	159 LB-FT
NEMA Design Code	B	**KVA Code**	G	**Starting Current**	422 A
Service Factor (S.F.)			1.15	**No-load Current**	16.5 A
NEMA Nom. Eff.	93	**Power Factor**	89	**Line-line Res. @ 25ºC**	0.115 Ω
Rating - Duty			40C AMB-CONT	**Temp. Rise @ Rated Load**	48°C
S.F. Amps				**Temp. Rise @ S.F. Load**	61°C
				Locked-rotor Power Factor	24.9
				Rotor inertia	2.66 LB-FT2

Load Characteristics 380 V, 50 Hz, 50 HP

% of Rated Load	**25**	**50**	**75**	**100**	**125**	**150**	**S.F.**
Power Factor	67	84	89	90	90	89	90
Efficiency	91	93.3	93.1	92.2	91.5	89.2	91.8
Speed	2982	2965	2946	2925	2902	2875	2911
Line amperes	23.7	36.3	51.4	68.6	86.8	107	79.5

ABB Motors and Mechanical Inc.

WINDING # 40WGX318

50 HP 3 PH 50 HZ 2925 RPM 380 V 4062M

Typical performance - not guaranteed values.

TORQUES(LB-FT): PO=198 PU=122 LR=159 LRA=422

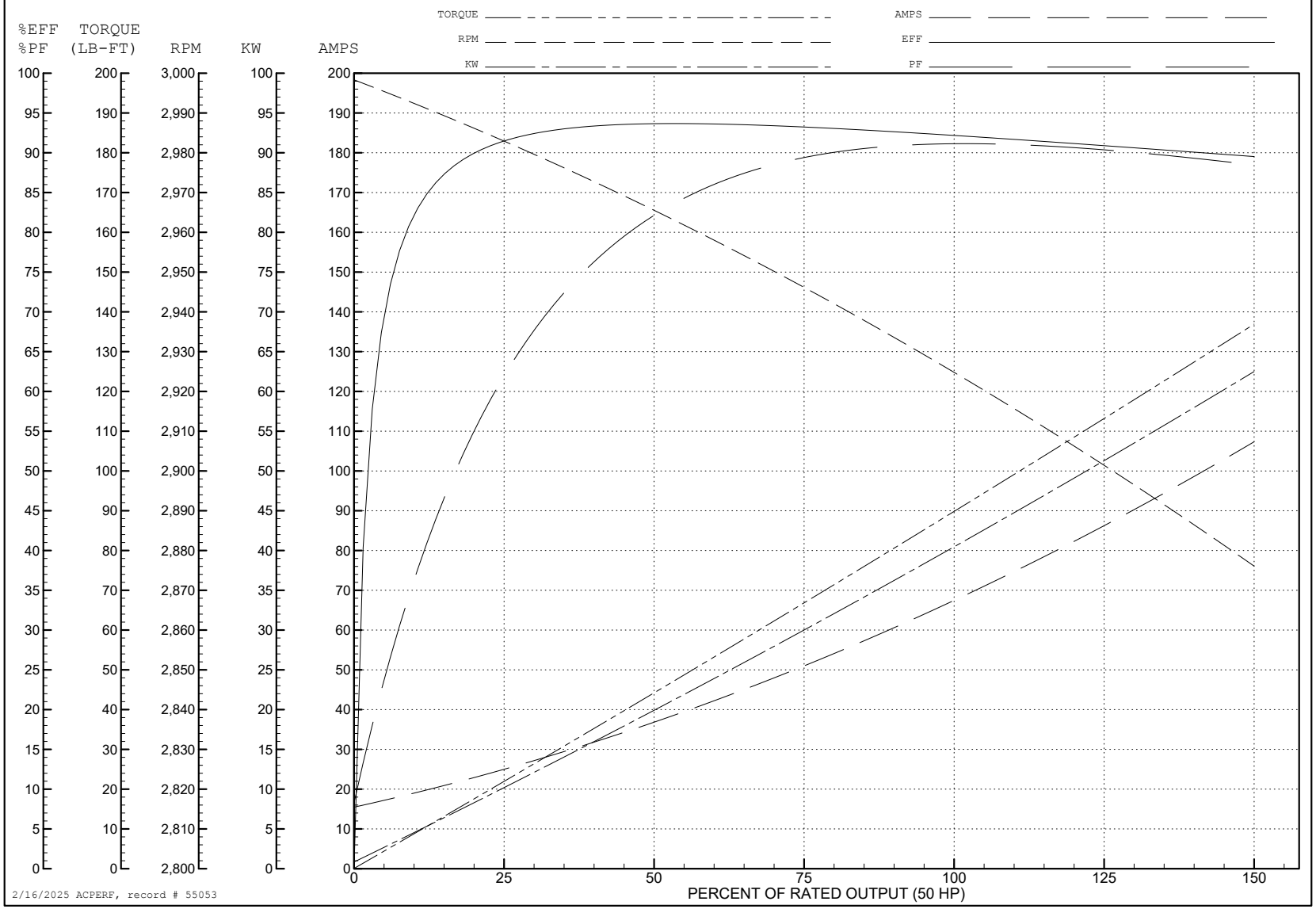

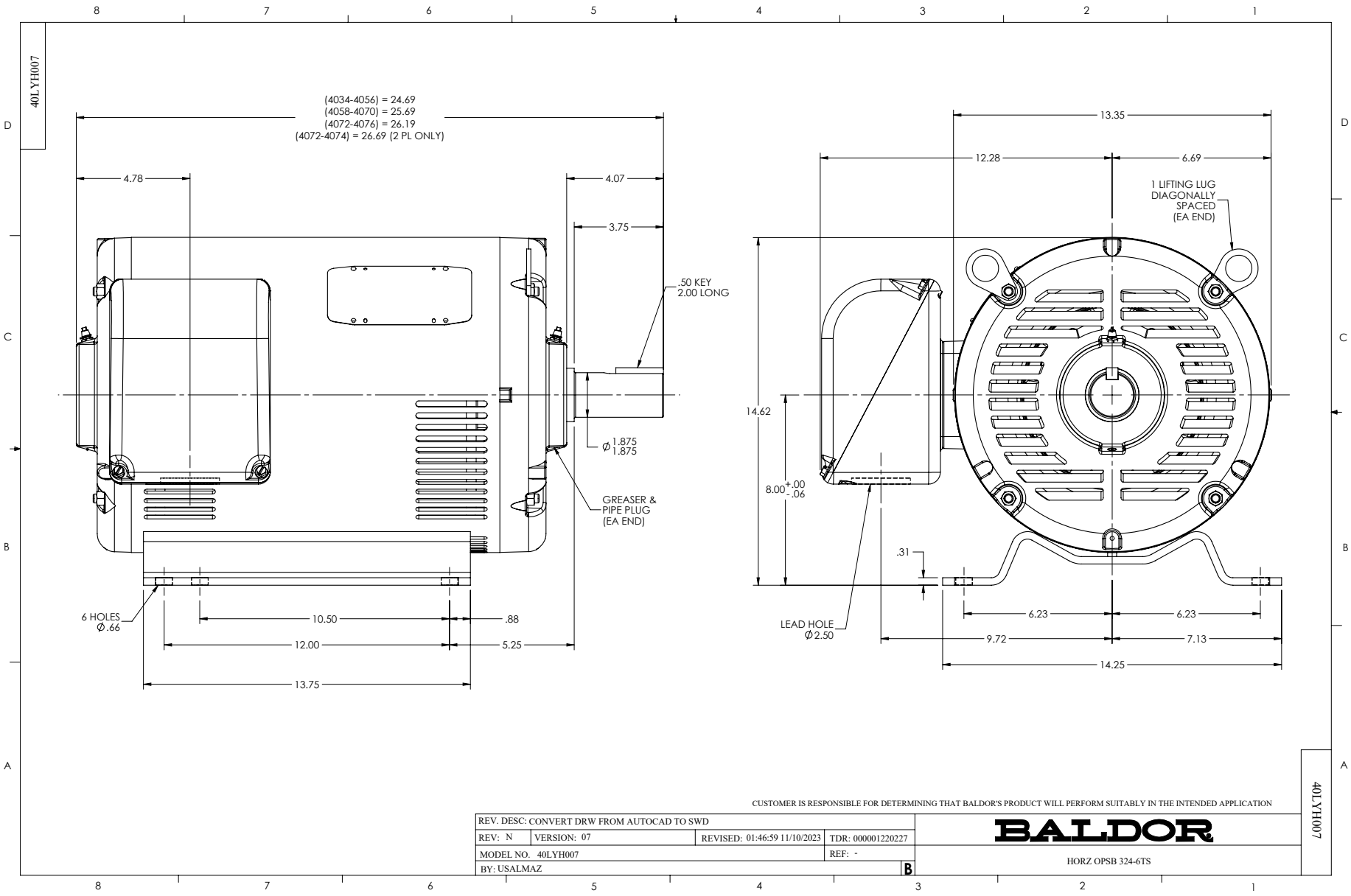
40LYH007
(4034-4056) = 24.69
(4058-4070) = 25.69
(4072-4076) = 26.19
(4072-4074) = 26.69 (2 PL ONLY)
4.78
4.07
3.75
.50 KEY
2.00 LONG
Ø1.875
1.875
GREASER &
PIPE PLUG
(EA END)
6 HOLES
Ø.66
10.50
.88
12.00
5.25
13.75
13.35
12.28
6.69
1 LIFTING LUG
DIAGONALLY
SPACED
(EA END)
14.62
8.00 +.00 -.06
.31
LEAD HOLE
Ø2.50
6.23
6.23
9.72
7.13
14.25
CUSTOMER IS RESPONSIBLE FOR DETERMINING THAT BALDOR'S PRODUCT WILL PERFORM SUITABLY IN THE INTENDED APPLICATION
REV. DESC: CONVERT DRW FROM AUTOCAD TO SWD
REV: N
VERSION: 07
REVISED: 01:46:59 11/10/2023
TDR: 000001220227
MODEL NO. 40LYH007
REF: -
BY: USALMAZ
B
BALDOR
HORZ OPSB 324-6TS
40LYH007

CD0104

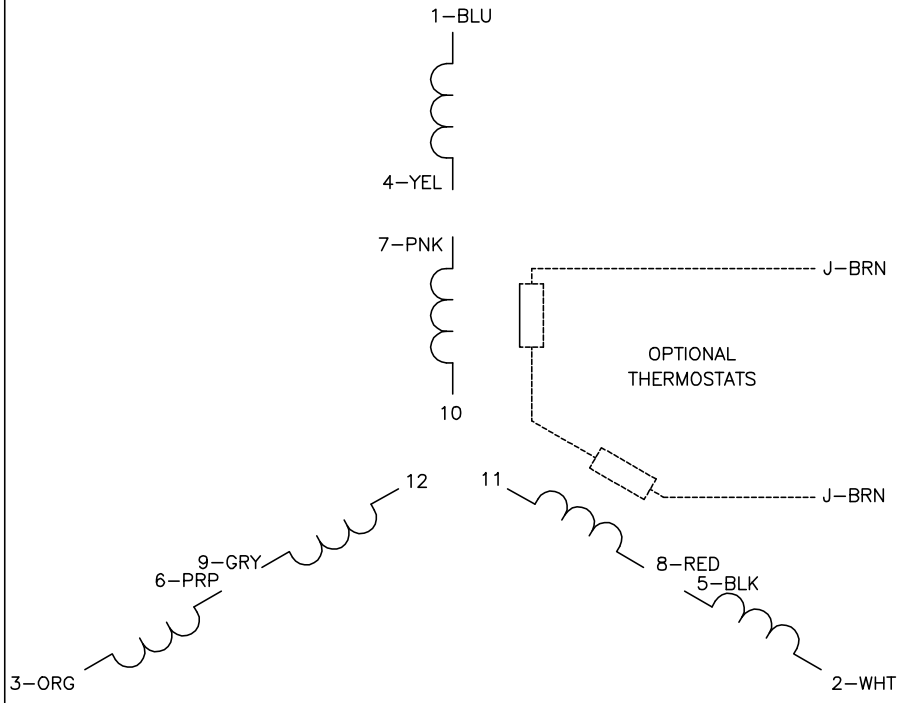

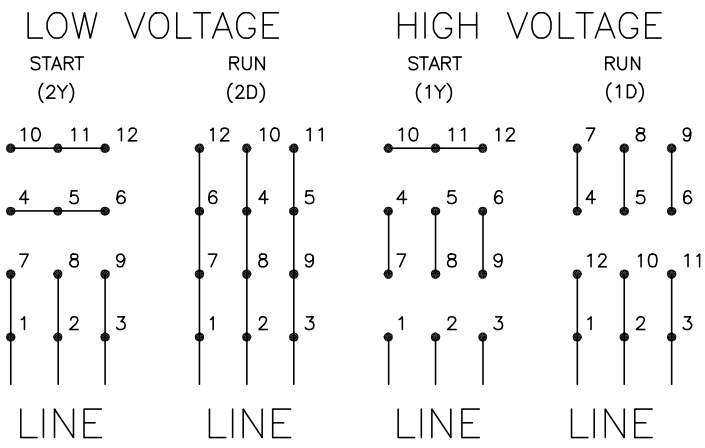

NOTES:

1. INTERCHANGE ANY TWO LINE LEADS TO REVERSE ROTATION.
2. OPTIONAL THERMOSTATS ARE PROVIDED WHEN SPECIFIED.
3. ACTUAL NUMBER OF INTERNAL PARALLEL CIRCUITS MAY BE A MULTIPLE OF THOSE SHOWN ABOVE.
4. LEAD COLORS ARE OPTIONAL. LEADS MUST ALWAYS BE NUMBERED AS SHOWN.

CD0104

REV. DESC: ADD CLASS CONN00000007		
REV. LTR: D	VERSION: 01	TDR: 000001099922
FILE: \AAA\00008\377	REVISED: 09:02:55 02/19/2019	BY: ENBRIR0
MTL: –		

BALDOR - RELIANCE®

3PH, DV, 12 LEADS, Y START/D RUN

SH 1 of 1