BALDOR • RELIANCE

Customer information packet

FPM2555TS

100//75HP, 1775//1475RPM, 3PH, 60//50HZ, 404

Copyright © All product information within this document is subject to ABB Motors and Mechanical Inc. copyright © protection, unless otherwise noted.
2/16/2025 10:41:29 PM

Specifications

Enclosure	OPSB
Frame	404TS
Frame Material	Steel
Frequency	50.00 Hz
	60.00 Hz
Motor Letter Type	Three Phase
Output @ Frequency	100.000 HP @ 60 HZ
	75.000 HP @ 50 HZ
Phase	3
Synchronous Speed @ Frequency	1500 RPM @ 50 HZ
Voltage @ Frequency	230.0 V @ 60 HZ
	190.0 V @ 50 HZ
	460.0 V @ 60 HZ
	380.0 V @ 50 HZ
Agency Approvals	CSA EEV
	UL
Ambient Temperature	40 °C
Auxillary Box	No Auxillary Box
Auxillary Box Lead Termination	None
Base Indicator	Rigid
Bearing Grease Type	Polyrex EM (-20F +300F)
Blower	None
Current @ Voltage	252.000 A @ 208.0 V
	234.000 A @ 230.0 V
	214.000 A @ 190.0 V
	117.000 A @ 460.0 V
	107.000 A @ 380.0 V
Design Code	B
Drip Cover	No Drip Cover
Duty Rating	CONT
Efficiency @ 100% Load	94.1 %
Electrically Isolated Bearing	Not Electrically Isolated

Part detail

Revision	M
Type	AC
Mech. spec.	44E020
Base	
Status	PRD/A
Elec. spec.	44WGW056
Layout	44LYE020
Eff. date	10-31-2024
CD Diagram	CD0104
Poles	04
Leads	12#6
Proprietary	False
Created date	09-17-2015

Feedback Device	NO FEEDBACK
Front Face Code	Standard
Front Shaft Indicator	None
Heater Indicator	No Heater
High Voltage Full Load Amps	107.0 a
Insulation Class	F
Inverter Code	Not Inverter
KVA Code	F
Lifting Lugs	Standard Lifting Lugs
Locked Bearing Indicator	Locked Bearing
Motor Lead Exit	Ko Box
Motor Lead Quantity/Wire Size	12 @ 6 AWG
Motor Lead Termination	Flying Leads
Motor Standards	NEMA
Motor Type	4462M
Mounting Arrangement	F1
Number of Poles	4
Overall Length	31.85 IN
Power Factor	85
Product Family	Fire Pump Motor
Pulley End Bearing Type	Ball
Pulley Face Code	Standard
Pulley Shaft Indicator	Standard
Rodent Screen	None
Service Factor	1.15
Shaft Diameter	2.125 IN
Shaft Extension Location	Pulley End
Shaft Ground Indicator	No Shaft Grounding
Shaft Rotation	Reversible
Shaft Slinger Indicator	No Slinger
Speed	1475 rpm
	1775 rpm
Speed Code	Single Speed
Starting Method	Wye Start - Delta Run

Thermal Device - Bearing	None
Thermal Device - Winding	None
Vibration Sensor Indicator	No Vibration Sensor
Winding Thermal 1	None
Winding Thermal 2	None

Nameplate

NP3454L												
CAT.NO.	FPM2555TS			**CUST P/N**				**I.P.**	23			
SPEC.	44E020W056H3			**SER.NO.**				**FRAME**	404TS			
HZ	60	**HP**	100	**RPM**	1775	**HZ**	50	**HP**	75	**RPM**	1475	
VOLTS	230/460			**CODE**	F	**VOLTS**	190/380			**CODE**	G	
AMPS	234/117			**DES**	B	**AMPS**	214/107			**DES**	B	
EFF	94.1	**SER.F.**	1.15	**PF**	85	**EFF**	93.6	**SER.F.**	1.15	**PF**	84	
RATING	40C AMB-CONT			**DE BRG**	6313			**GREASE**	POLYREX EM			
BLANK				**ODE BRG**	6312			**MTR. WT.**	597			
				CLASS	F	**PH**	3					
				ENCL	OPSB	**CC**	010A					
HTR-VOLTS		**HTR-AMPS**		**HTR-WATTS**								

AC Induction Motor Performance Data
Record # 52880
Typical performance - not guaranteed values

Winding: 44WGW056-R002	**Type:** 4462M	**Enclosure:** OPSB

Nameplate Data				**460 V, 60 Hz: High Voltage Connection**	
Rated Output (HP)			100//75	**Full Load Torque**	295 LB-FT
Volts			230/460//190/380	**Start Configuration**	direct on line
Full Load Amps			234/117//214/107	**Breakdown Torque**	776 LB-FT
R.P.M.			1775//1475	**Pull-up Torque**	310 LB-FT
Hz	60//50	**Phase**	3	**Locked-rotor Torque**	440 LB-FT
NEMA Design Code	B	**KVA Code**	F	**Starting Current**	680 A
Service Factor (S.F.)			1.15	**No-load Current**	43.2 A
NEMA Nom. Eff.	94.1	**Power Factor**	85	**Line-line Res. @ 25ºC**	0.0628 Ω
Rating - Duty			40C AMB-CONT	**Temp. Rise @ Rated Load**	53°C
S.F. Amps				**Temp. Rise @ S.F. Load**	70°C
				Locked-rotor Power Factor	26
				Rotor inertia	11.7 LB-FT2

Load Characteristics 460 V, 60 Hz, 100 HP

% of Rated Load	**25**	**50**	**75**	**100**	**125**	**150**	**S.F.**
Power Factor	51	73	82	85	86	85	86
Efficiency	90.2	93.6	94.3	94.1	93.6	92.6	93.8
Speed	1794	1789	1783	1777	1771	1763	1773
Line amperes	50.7	68.5	91.4	117	145.9	177.8	134.3

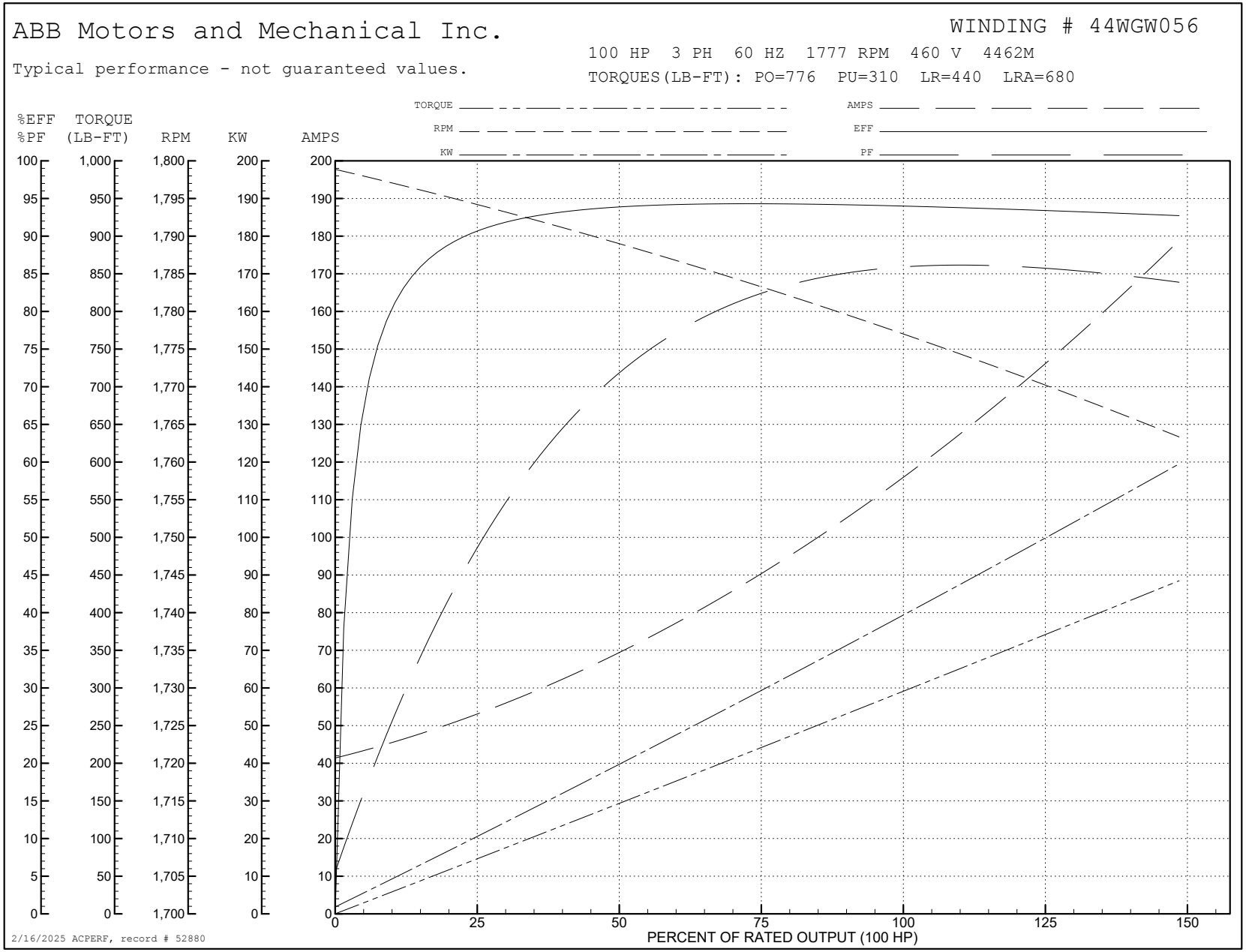
ABB Motors and Mechanical Inc.
WINDING # 44WGW056
Typical performance - not guaranteed values.
100 HP 3 PH 60 HZ 1777 RPM 460 V 4462M
TORQUES(LB-FT): PO=776 PU=310 LR=440 LRA=680
TORQUE
RPM
KW
AMPS
EFF
PF
%EFF
%PF
TORQUE (LB-FT)
RPM
KW
AMPS
PERCENT OF RATED OUTPUT (100 HP)
2/16/2025 ACPERF, record # 52880

AC Induction Motor Performance Data
Record # 52881
Typical performance - not guaranteed values

Winding: 44WGW056-R002	**Type:** 4462M	**Enclosure:** OPSB

Nameplate Data				**380 V, 50 Hz: High Voltage Connection**	
Rated Output (HP)			100//75	**Full Load Torque**	266 LB-FT
Volts			230/460//190/380	**Start Configuration**	direct on line
Full Load Amps			234/117//214/107	**Breakdown Torque**	752 LB-FT
R.P.M.			1775//1475	**Pull-up Torque**	327 LB-FT
Hz	60//50	**Phase**	3	**Locked-rotor Torque**	464 LB-FT
NEMA Design Code	B	**KVA Code**	F	**Starting Current**	667 A
Service Factor (S.F.)			1.15	**No-load Current**	42.3 A
NEMA Nom. Eff.	94.1	**Power Factor**	85	**Line-line Res. @ 25ºC**	0.0622 Ω
Rating - Duty			40C AMB-CONT	**Temp. Rise @ Rated Load**	46°C
S.F. Amps				**Temp. Rise @ S.F. Load**	56°C
				Locked-rotor Power Factor	28.6
				Rotor inertia	11.7 LB-FT2

Load Characteristics 380 V, 50 Hz, 75 HP

% of Rated Load	**25**	**50**	**75**	**100**	**125**	**150**	**S.F.**
Power Factor	49	71	80	84	85	84	85
Efficiency	90.2	93.6	94.1	94	93.2	92.3	93.5
Speed	1495	1490	1485	1479	1474	1467	1476
Line amperes	48.6	64	84.3	107	133	162	123

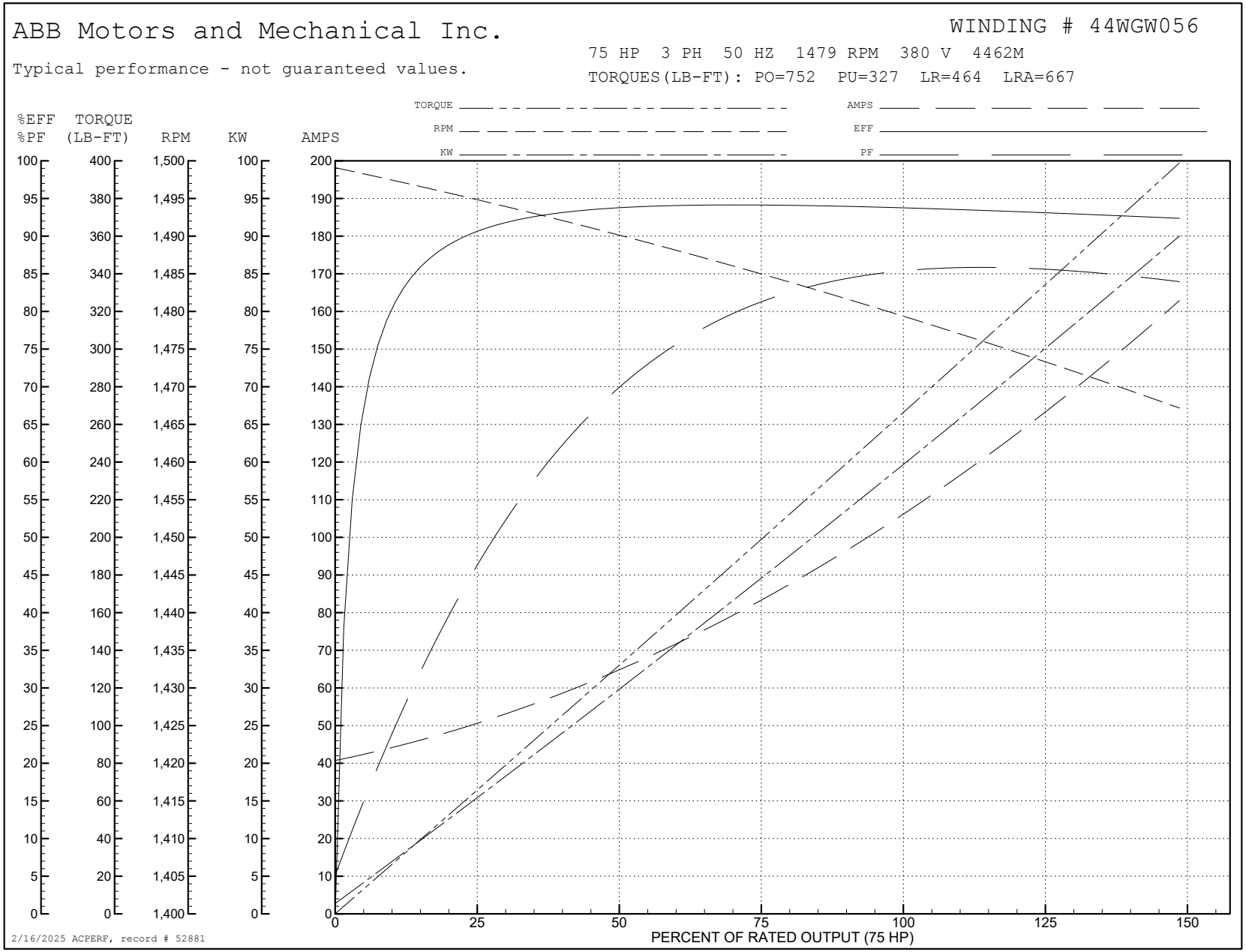
ABB Motors and Mechanical Inc.
WINDING # 44WGW056
75 HP 3 PH 50 HZ 1479 RPM 380 V 4462M
Typical performance - not guaranteed values.
TORQUES(LB-FT): PO=752 PU=327 LR=464 LRA=667
TORQUE
RPM
KW
AMPS
EFF
PF
%EFF
%PF
TORQUE (LB-FT)
RPM
KW
AMPS
PERCENT OF RATED OUTPUT (75 HP)
2/16/2025 ACPERF, record # 52881

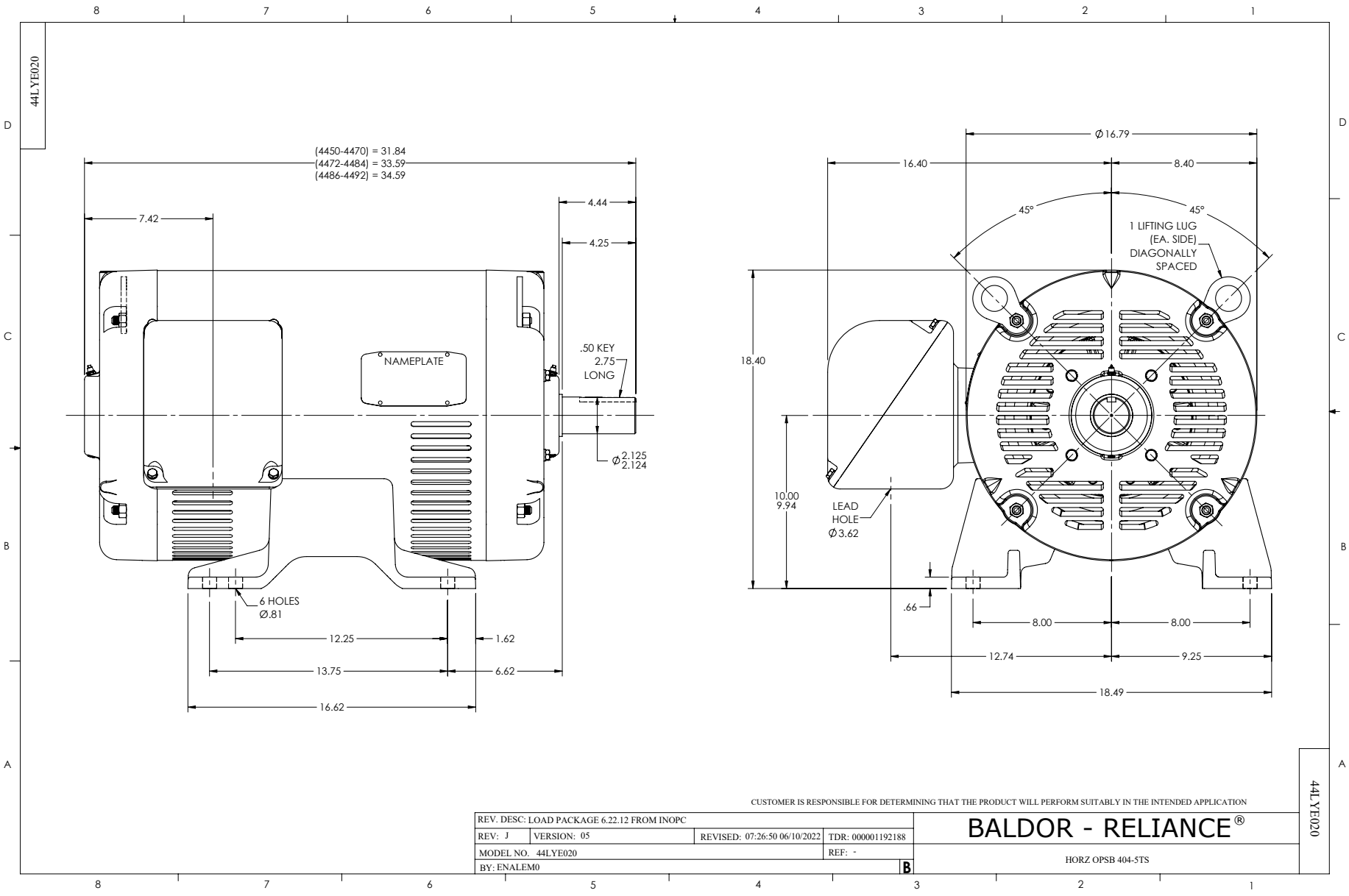
44LYE020
(4450-4470) = 31.84
(4472-4484) = 33.59
(4486-4492) = 34.59
7.42
4.44
4.25
NAMEPLATE
.50 KEY
2.75
LONG
Ø2.125
2.124
6 HOLES
Ø.81
12.25
1.62
13.75
6.62
16.62
Ø16.79
16.40
8.40
45°
45°
1 LIFTING LUG
(EA. SIDE)
DIAGONALLY
SPACED
18.40
10.00
9.94
LEAD
HOLE
Ø3.62
.66
8.00
8.00
12.74
9.25
18.49
CUSTOMER IS RESPONSIBLE FOR DETERMINING THAT THE PRODUCT WILL PERFORM SUITABLY IN THE INTENDED APPLICATION
REV. DESC: LOAD PACKAGE 6.22.12 FROM INOPC
REV: J
VERSION: 05
REVISED: 07:26:50 06/10/2022
TDR: 000001192188
MODEL NO. 44LYE020
REF: -
BY: ENALEM0
B
BALDOR - RELIANCE®
HORZ OPSB 404-5TS
44LYE020

CD0104

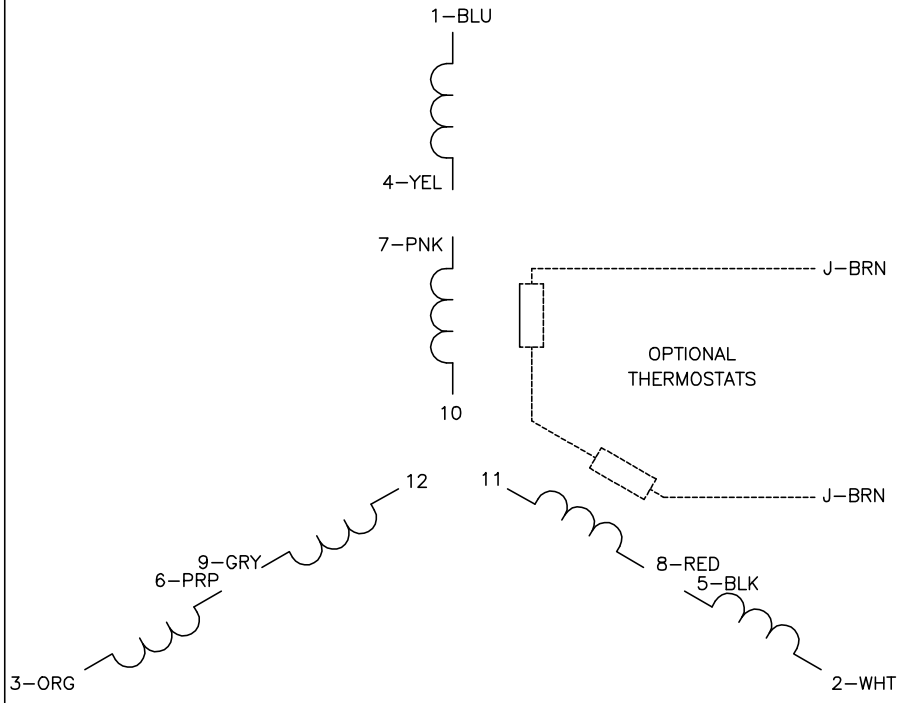

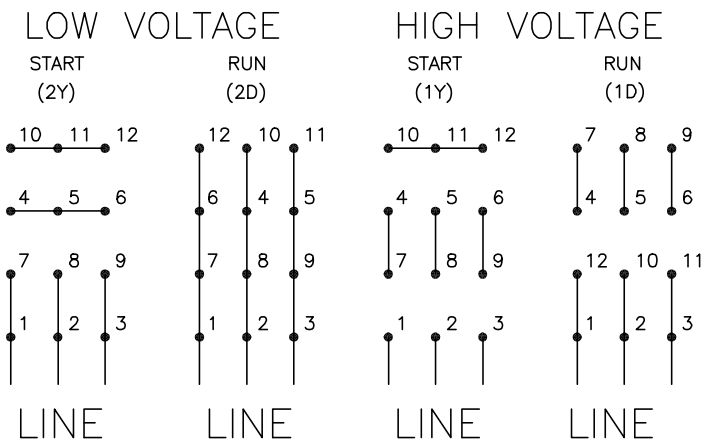

NOTES:

1. INTERCHANGE ANY TWO LINE LEADS TO REVERSE ROTATION.
2. OPTIONAL THERMOSTATS ARE PROVIDED WHEN SPECIFIED.
3. ACTUAL NUMBER OF INTERNAL PARALLEL CIRCUITS MAY BE A MULTIPLE OF THOSE SHOWN ABOVE.
4. LEAD COLORS ARE OPTIONAL. LEADS MUST ALWAYS BE NUMBERED AS SHOWN.

CD0104

REV. DESC: ADD CLASS CONN00000007		
REV. LTR: D	VERSION: 01	TDR: 000001099922
FILE: \AAA\00008\377	REVISED: 09:02:55 02/19/2019	BY: ENBRIR0
MTL: –		

BALDOR - RELIANCE®

3PH, DV, 12 LEADS, Y START/D RUN

SH 1 of 1