SIEMENS

Data sheet 3LD2064-1TC53



SENTRON, Switch disconnector 3LD, emergency switching-off switch, 4- pole, 16 A, operating power at AC-23 A at 400 V: 7.5 kW, molded-plastic encapsulation for metric cable gland, rotary operating mechanism, red/yellow

Model	
product brand name	SENTRON
product designation	Switch disconnector
design of the product	EMERGENCY-STOP switch
display version for switch position indicator manual operation	1 ON - 0 OFF
type of switch	Molded-plastic enclosure for metric threaded joint
design of the actuating element	Short rotary knob
color of the actuating element	red
design of handle	rotary operating mechanism, red/yellow
type of the driving mechanism motor drive	No
General technical data	
number of poles	4
number of poles note	PE
size of switch disconnector	1
mechanical service life (operating cycles) typical	100 000
electrical endurance (operating cycles)	
● at AC-23 A at 690 V	6 000
operating frequency maximum	50 1/h
degree of pollution	3
Voltage	
insulation voltage rated value	690 V
surge voltage resistance rated value	6 kV
operating voltage	
● at AC rated value	690 V
operating frequency rated value	
● minimum	50 Hz
● maximum	60 Hz
Protection class	
protection class IP	IP65
degree of protection NEMA rating	1, 4X, 12
protection class IP on the front	IP65
Dissipation	
power loss [W] for rated value of the current at AC in hot operating state per pole	0.5 W
Main circuit	
operational current	
● at AC-21 at 690 V rated value	16 A
● at AC-21 A at 240 V rated value	16 A
● at AC-21 A at 400 V rated value	16 A
● at AC-21 A at 440 V rated value	16 A

Subject to change without notice
© Copyright Siemens

● at AC-23 A at 400 V rated value	16 A
operating power	
● at AC-23 A at 240 V rated value	4 kW
● at AC-23 A at 400 V rated value	8 kW
● at AC-23 A at 440 V rated value	7.5 kW
● at AC-23 A at 690 V rated value	8 kW
● at AC-3 at 240 V rated value	3 kW
● at AC-3 at 400 V rated value	6 kW
● at AC-3 at 690 V rated value	5.5 kW
Auxiliary circuit	
number of CO contacts for auxiliary contacts	0
number of NC contacts for auxiliary contacts	0
number of NO contacts for auxiliary contacts	0
operating voltage of auxiliary contacts at AC maximum	500 V
continuous current of the auxiliary contact rated value	10 A
insulation voltage of the auxiliary switch rated value	500 V
Suitability	
suitability for use	
● main switch	Yes
● switch disconnector	Yes
● EMERGENCY OFF switch	Yes
● safety switch	Yes
● maintenance/repair switch	Yes
Product details	
product feature can be locked into OFF position	Yes
accessories	
product extension optional	
● motor drive	No
● voltage trigger	No
number of connectable NC contacts for auxiliary contacts attachable maximum	3
number of connectable NO contacts for auxiliary contacts attachable maximum	5
number of connectable CO contacts for auxiliary contacts attachable maximum	0
number of bracket locks maximum	3
hasp thickness of the bracket locks	4 ... 8 mm
Short circuit	
conditional short-circuit current with line-side fuse protection	
● at 690 V by gG fuse rated value	50 kA
let-through current with closed switch	
● at 240 V for combination switch + gG fuse maximum	3 kA
● at 440 V for combination switch + gG fuse maximum	3 kA
● at 690 V for combination switch + gG fuse maximum permissible	3 kA
I2t value with closed switch	
● at 240 V for combination switch + gG fuse maximum	2.5 kA2.s
● at 440 V for combination switch + gG fuse maximum	2.5 kA2.s
● at 690 V for combination switch + gG fuse maximum	3 kA2.s
design of the fuse link	
● for short-circuit protection of the main circuit required	fuse gL/gG: 20 A
● for short-circuit protection of the auxiliary switch required	fuse gL/gG: 10 A
operational current of upstream fuse rated value	20 A
according UL	
operational current at AC according to UL 508/UL 60947-4-1 rated value	16 A
operating voltage at AC at 50/60 Hz according to UL 508/UL 60947-4-1 rated value	600 V
active power [hp] at AC at 480 V according to UL 508/UL 60947-4-1 rated value	7.5
active power [hp] at AC at 600 V according to UL 508/UL 60947-4-1 rated value	10
short-time withstand current (SCCR) at 600 V according to UL	5 kA

Subject to change without notice
© Copyright Siemens

508/UL 60947-4-1	
continuous current of upstream fuse according to UL rated value	50 A
type of fuse according to UL	RK5
Connections	
AWG number as coded connectable conductor cross section solid	
• maximum	10
• minimum	18
type of connectable conductor cross-sections for copper conductor	
• solid	1x (1...6mm²)
• finely stranded with core end processing	1x (1...4mm²)
• stranded	1x (1..6mm²)
type of connectable conductor cross-sections for auxiliary contacts	
• solid	lateral auxiliary switch 2x (0,75 ... 2,5mm²), 1x 4mm²; front auxiliary switch 1x (0,75 ... 2,5mm²)
• finely stranded with core end processing	lateral auxiliary switch 2x (0,75 ... 1,5mm²), 1x 2,5mm²; front auxiliary switch 1x 2,5mm²
• stranded	lateral auxiliary switch 2x (0,75 ... 2,5mm²), 1x 4mm²; front auxiliary switch 1x (0,75 ... 2,5mm²)
type of electrical connection	
• for main current circuit	box terminal
• for auxiliary contacts	connection terminals
Mechanical Design	
height	152 mm
width	100 mm
depth	117 mm
type of device	fixed mounting
fastening method	Complete unit in enclosure
fastening method	
• 4-hole front mounting	No
• front mounting with central attachment	Yes
• rail mounting	No
net weight	469 g
Environmental conditions	
ambient temperature during operation	
• minimum	-25 °C
• maximum	55 °C
ambient temperature during storage	
• minimum	-25 °C
• maximum	55 °C

General Product Approval

Confirmation | Miscellaneous

General Product Approval | **Declaration of Conformity** | **Test Certificates** | **Marine / Shipping**

Miscellaneous | Special Test Certificate

other | **Environment**

Miscellaneous | Confirmation | Environmental Confirmations

Subject to change without notice
© Copyright Siemens

Further information

Siemens has decided to exit the Russian market (see here).
https://press.siemens.com/global/en/pressrelease/siemens-wind-down-russian-business

Siemens is working on the renewal of the current EAC certificates.
Please contact your local Siemens office on the status of validity of the EAC certification if you intend to import or offer to supply these products to an EAC relevant market (other than the sanctioned EAEU member states Russia or Belarus).

Information on the packaging
https://support.industry.siemens.com/cs/ww/en/view/109813875

Information- and Downloadcenter (Catalogs, Brochures,…)
http://www.siemens.com/lowvoltage/catalogs

Industry Mall (Online ordering system)
https://mall.industry.siemens.com/mall/en/en/Catalog/product?mlfb=3LD2064-1TC53

Service&Support (Manuals, Certificates, Characteristics, FAQs,...)
https://support.industry.siemens.com/cs/ww/en/ps/3LD2064-1TC53

Image database (product images, 2D dimension drawings, 3D models, device circuit diagrams, ...)
http://www.automation.siemens.com/bilddb/cax_en.aspx?mlfb=3LD2064-1TC53

CAx-Online-Generator
http://www.siemens.com/cax

Tender specifications
http://www.siemens.com/specifications

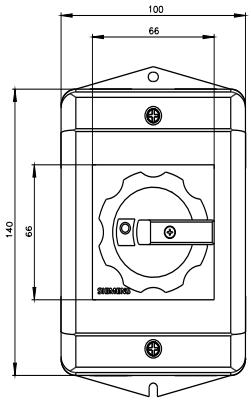

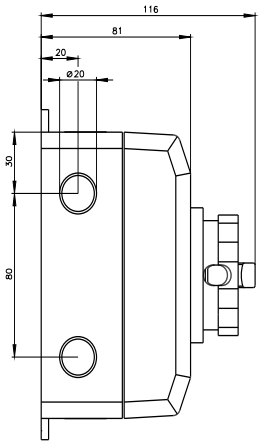

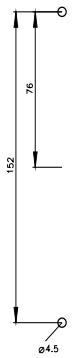

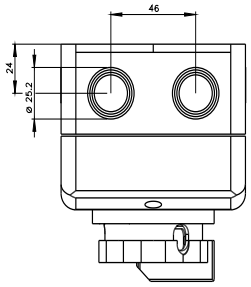

© Copyright Siemens

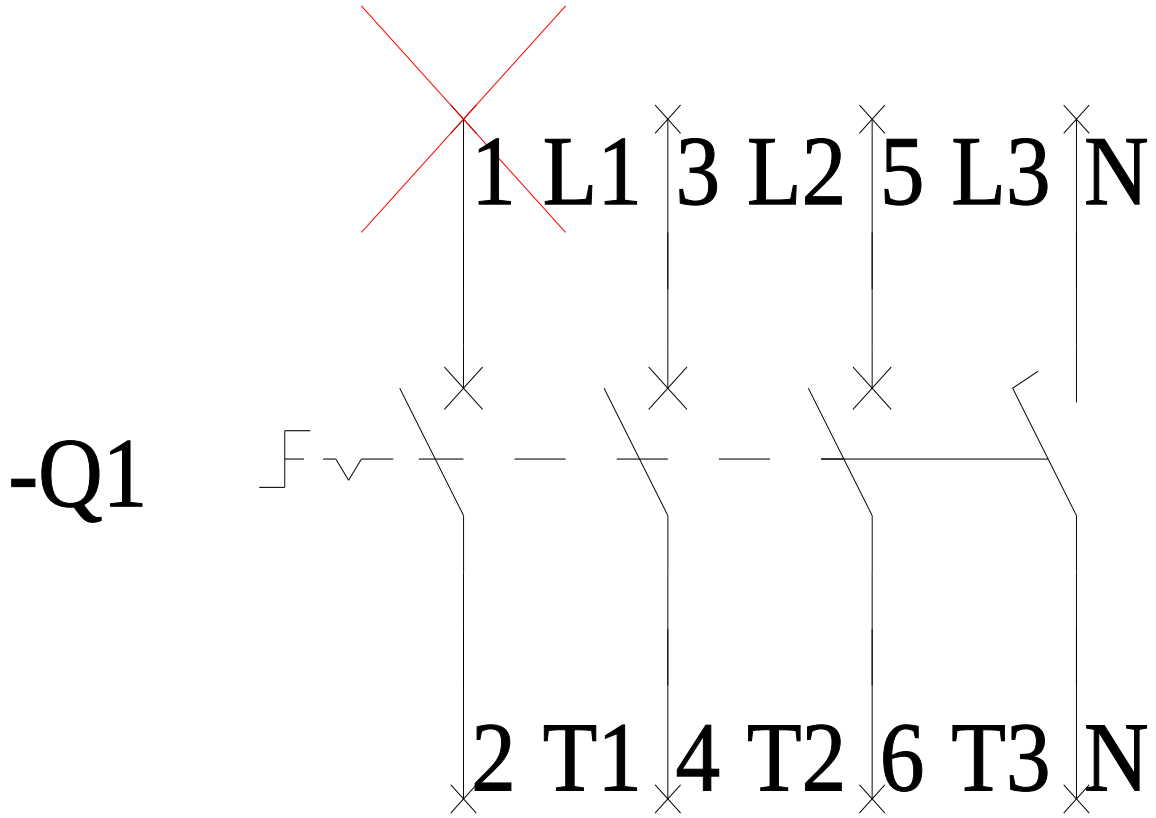

-CI

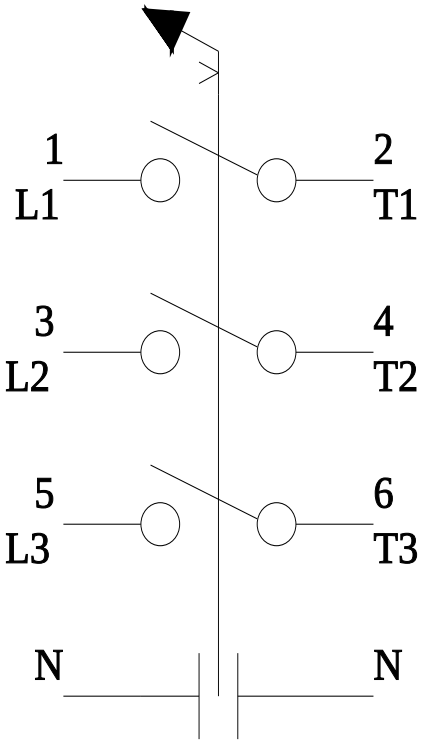

last modified: 6/20/2023

Subject to change without notice
© Copyright Siemens

Subject to change without notice
© Copyright Siemens