Conforming to OSHA Standard

Pressure Relief 3 Port Valve with Locking Holes (Single Action)

Series VHS20/30/40/50 RoHS

How to Order

Single action **VHS 40 – □ 04 A – BS – □ – □**

Pressure relief 3 port valve

Body size

Symbol
20
30
40
50

Thread type

Nil	Rc
N	NPT
F	G

Port size

Symbol	Port size	Body size			
		20	30	40	50
01	1/8	●	—	—	—
02	1/4	●	●	●	—
03	3/8	—	●	●	—
04	1/2	—	—	●	—
06	3/4	—	—	●	●
10	1	—	—	—	●

Handle / Bonnet material

Symbol	Material
A	Flame resistant PBT
B	Aluminum

Made to Order

Symbol	Description
X1	Body: Red Note)

Note) Refer to Photo of X1 in Feature 2 for the appearance.

Semi-standard specifications

Symbol	Description
Nil	—
R	Flow direction: Right → Left
Z Note)	PSI as unit displayed on label

Note) Only for the NPT thread. Under the New Measurement Law, products for overseas use only (SI unit type for use in Japan).

Options

Symbol	Description
Nil	—
B	With bracket
S	Built-in silencer (EXH port) 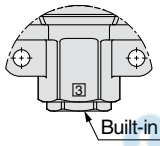

A spacer or spacer with bracket is required if the valve is combined with modular F.R.L. Please order it separately.
VHS type can be ordered from How to Order of modular F.R.L. combination.

Pressure relief 3 port valve	Spacer part no.	Spacer with bracket part no.	Applicable air preparation equipment
VHS20	Y200-A	Y200T-A	AC20-A
VHS30	Y300-A	Y300T-A	AC25-A, AC30-A
VHS40	Y400-A	Y400T-A	AC40-A
VHS40-06	Y500-A	Y500T-A	AC40-06-A
VHS50	Y600-A	Y600T-A	AC50, AC55 Note), AC60 Note)

Note) VHS50 can be connected to AC55 and AC60.



Spacer



Spacer with bracket



SMC