PRODUCT INFORMATION PACKET

Model No: SD2S40Z65YEH3
Catalog No: LM29670
40HP..3600RPM.160Z.ODP.575V.3PH.60HZ.ELEVATOR.NOT.70C.1.0SF.RIGID..
Elevator Duty



Regal and Leeson are trademarks of Regal Beloit Corporation or one of its affiliated companies.
©2018 Regal Beloit Corporation, All Rights Reserved. MC017097E

Nameplate Specifications

Output HP	**40 Hp**	Output KW	**30.0 kW**
Frequency	**60 Hz**	Voltage	**575 V**
Current	**40.0 A**	Speed	**3520 rpm**
Service Factor	**1**	Phase	**3**
Efficiency	**84 %**	Duty	**30 Minute**
Insulation Class	**F**	Design Code	**NO DESIGN CODE**
KVA Code	**G**	Frame	**160Z**
Enclosure	**Open Enclosed**	Overload Protector	**No**
Ambient Temperature	**70 °C**	Drive End Bearing Size	**6307**
Opp Drive End Bearing Size	**6307**	UL	**Recognized**
CSA	**Y**	CE	**Y**
IP Code	**01**		

Technical Specifications

Electrical Type	**Squirrel Cage Induction Run**	Starting Method	**Wye Start Delta Run**
Poles	**2**	Rotation	**Reversible**
Mounting	**Rigid base**	Motor Orientation	**HORIZONTAL**
Drive End Bearing	**BALL**	Opp Drive End Bearing	**BALL**
Frame Material	**Rolled Steel**	Shaft Type	**Single Special Extension**
Overall Length	**14.53 in**	Frame Length	**15.35 in**
Shaft Diameter	**1.250 in**	Shaft Extension	**2.92 in**
Assembly/Box Mounting	**F1/F2 CAPABLE**		
Outline Drawing	**0216000039**	Connection Diagram	**A-92652**

This is an uncontrolled document once printed or downloaded and is subject to change without notice. Date Created: 10/15/2018

0216000039

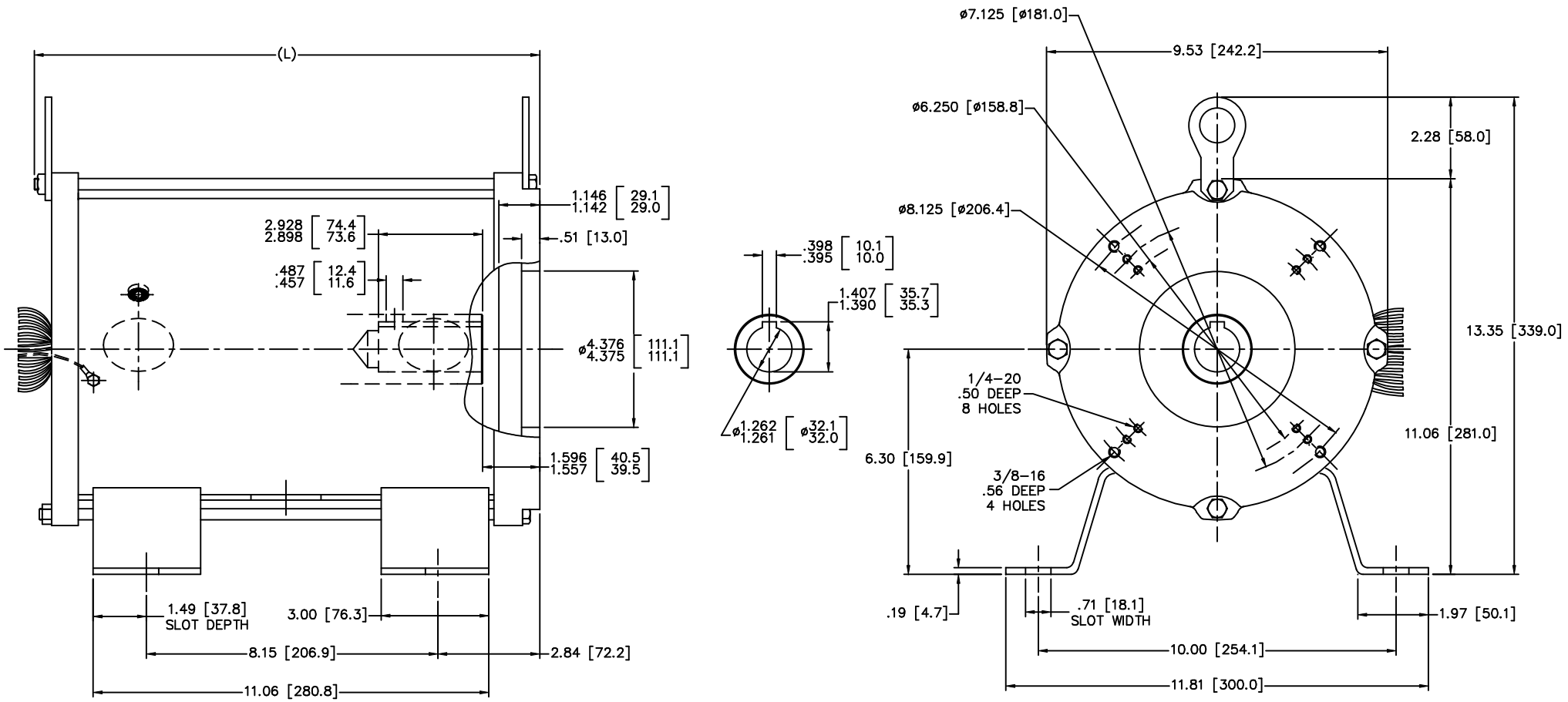

TYPE	HP	L
160ZBS–2	15	14.53 [369.0]
160ZBS–2	20	
160ZBS–2	25	
160ZBS–2	30	
160ZBS–2	40	17.87 [454.0]
160ZBS–2	50	

(MAY NOT BE DRAWN TO SCALE)

				TOLERANCES UNLESS SPECIFIED			
				DEC.	INCHES	Lincoln MOTORS	DRAWN MSG 01–25–2007
				.X	±.1		CHK ML 01–25–2007
				.XX	±.03		APPD GK 01–25–2007
				.XXX	±.005	TITLE OUTLINE – SUBMERSIBLE ELEVATOR PUMP 160ZBS FR. – 3 PHASE – DUAL DIMENSIONS	SCALE 3=8
				.XXXX	±.0005		REF
1	UPDATED TO CURRENT STANDARDS	DRS				MAT'L.	FMF HEBEI
NO.	REVISION	BY & DATE	CHK	ANG	±7'30"	FINISH	PREV

THIS DRAWING IN DESIGN AND DETAIL IS OUR PROPERTY AND MUST NOT BE USED EXCEPT IN CONNECTION WITH OUR WORK ALL RIGHTS OF DESIGN AND INVENTION ARE RESERVED THIS IS AN ELECTRONICALLY GENERATED DOCUMENT – DO NOT SCALE THIS PRINT

RFP | CAD FILE 0216000039 | SIZE B | DRAWING NO. 0216000039 | PAGE OF | REV. 1

DIST

92652

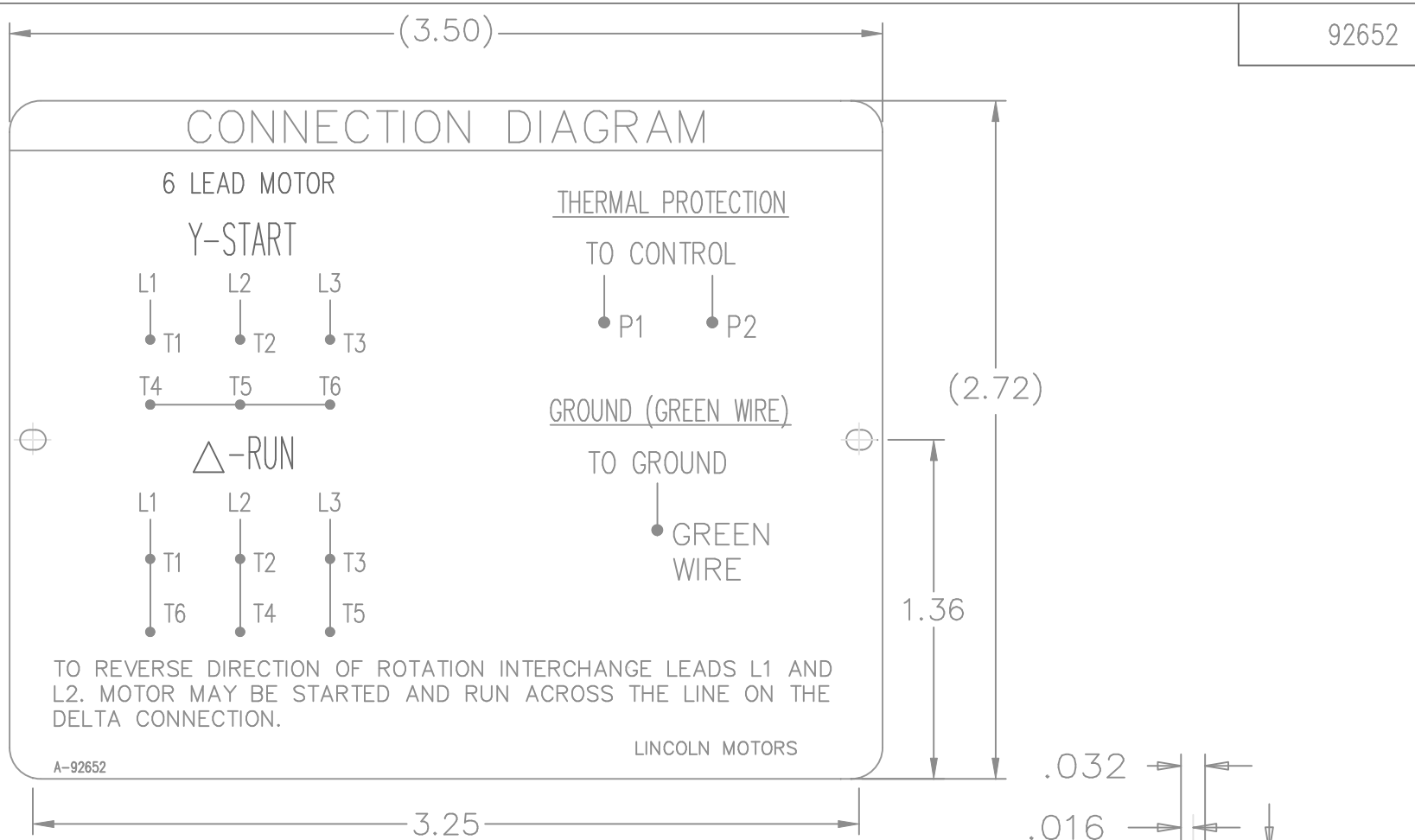

NOTES:
1. MATERIAL 304 STAINLESS STEEL
2. LETTERING AND ARTWORK BLACK
3. ALL DATA MUST BE HYDRAULIC OIL RESISTANT.

				TOLERANCES UNLESS SPECIFIED			
				DEC.	INCHES	REGAL-BELOIT Motor Technologies Group	DRAWN CTO 02-18-2004
				.X	±.1		CHK ML 02-18-2004
				.XX	±.02		APPD MS 02-18-2004
				.XXX	±.005	TITLE CONNECTION DIAGRAM PLATE	SCALE 1.5=1
				.XXXX	±.0005		REF
						MAT'L. 304 STAINLESS STEEL	FMF
NO.	REVISION	BY & DATE	CHK	ANG	±7'30"	FINISH	PREV

THIS DRAWING IN DESIGN AND DETAIL IS OUR PROPERTY AND MUST NOT BE USED EXCEPT IN CONNECTION WITH OUR WORK ALL RIGHTS OF DESIGN AND INVENTION ARE RESERVED
THIS IS AN ELECTRONICALLY GENERATED DOCUMENT – DO NOT SCALE THIS PRINT

RFP 02-18-2004	CAD FILE 92652	SIZE	DRAWING NO.	PAGE	OF	REV.
DIST WA		A	92652			

9/29/2008 9:26:41 PM

Uncontrolled Copy

Data Sheet

Date: 1/23/2018

LEESON

LM29670

Data @ 575 V

Motor Load Data

Load	0%	25%	50%	75%	100%	115%	125%	LR	
Current (Amps)	16.8	18.8	24.0	31.2	39.2	44.8	48.8	300	
Torque (ft-lb)	0.00	14.5	29.5	44.5	60.0	69.0	75.0	125	
RPM	3600	3580	3560	3540	3520	3,500	3495	0	
Efficiency (%)		85.5	90.2	90.2	89.5	88.5	87.5		
P.F. (%)	6.5	46.0	70.0	80.5	85.5	87.0	87.5	50.0	

Motor Speed Data

	LR	Pull-Up	BD	Rated	Idle
Speed (RPM)	0	1800	2950	3520	3600
Current (Amps)	300	272	200	39.2	16.8
Torque (ft-lb)	125	115	175	60.0	0.00

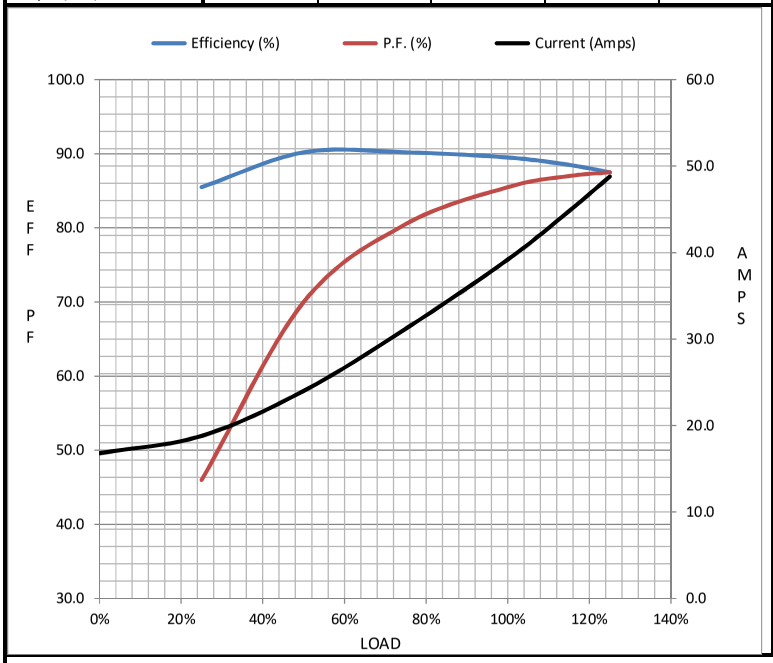

Information Block

HP	40.0	
Sync. RPM	3600	
Frame	160	
Enclosure	OPEN	
Construction	TDR	
Voltage	575	V
Frequency	60	Hz
Design	A	
LR Code letter	G	
Service Factor	1.15	
Temp Rise @ FL	0	° C
Duty	30 MIN	
Ambient	40	° C
Elevation	1,000	feet
Rotor/Shaft wk²	0.00	Lb-Ft²
Ref Wdg	2152208 NONE	
Sound Pressure @ 1M	999	dBA
VFD Rating	NONE	
Outline Dwg	0216000039	
Conn. Diag	A-92652	

Additional Specifications:

0

0

EQUIV CKT (OHMS / PHASE)

R1	R2	X1	X2	Xm
0.0000	0.0000	0.0000	0.0000	0.0000

Speed -Torque Curve

