(C)CFE series

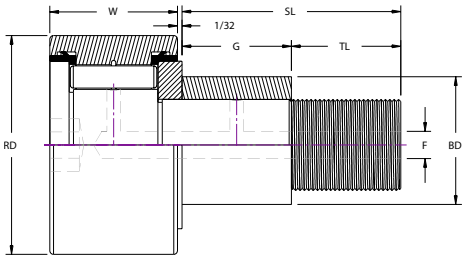

CFE

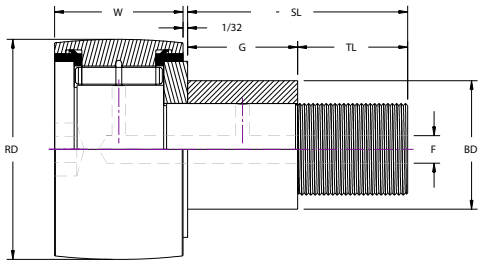

CCFE

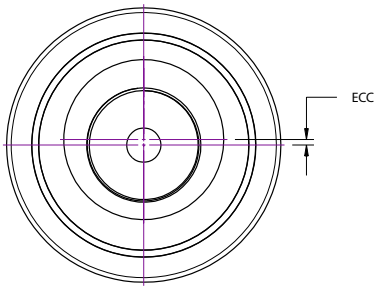

BEARING NUMBER	DIMENSIONS (INCH)											CROWN RADIUS	CLAMP TRQ (in./lbf.)	STATIC CAPACITY (lbf)	DYNAMIC CAPACITY (lbf)
	ROLLER DIA. (RD)	ROLLER WIDTH (W)	BUSHING LENGTH (G)	BUSHING DIA. (BD)	STUD LENGTH (SL)	THRD LENGTH (TL)	THRD	ECC.	LUB FIT SIZE (F)	MIN. BOSS DIA.	HOUSING BORE DIA. (+.0002/-.0003)				
(C)CFE 1/2SB	0.5000	0.3750	0.375	0.250	0.625	0.2500	10-32	0.010	1/8*	19/64	0.1903	6	15	790	680
(C)CFE 9/16SB	0.5625	0.3750	0.375	0.250	0.625	0.2500	10-32	0.010	1/8*	19/64	0.1903	7	15	790	680
(C)CFE 5/8SB	0.6250	0.4375	0.437	0.375	0.750	0.3125	1/4-28	0.015	1/8*	23/64	0.2503	7	35	1215	955
(C)CFE 11/16SB	0.6875	0.4375	0.437	0.375	0.750	0.3125	1/4-28	0.015	1/8*	23/64	0.2503	7	35	1215	955
(C)CFE 3/4SB	0.7500	0.5000	0.500	0.500	0.875	0.3750	3/8-24	0.015	3/16	1/2	0.3753	8	95	2065	1660
(C)CFE 7/8SB	0.8750	0.5000	0.500	0.500	0.875	0.3750	3/8-24	0.015	3/16	1/2	0.3753	8	95	2065	1660
(C)CFE 1SB	1.0000	0.6250	0.500	0.625	1.000	0.5000	7/16-20	0.030	3/16	41/64	0.4378	10	250	3060	2225
(C)CFE 1 1/8SB	1.1250	0.6250	0.500	0.625	1.000	0.5000	7/16-20	0.030	3/16	41/64	0.4378	10	250	3060	2225
(C)CFE 1 1/4SB	1.2500	0.7500	0.625	0.687	1.250	0.6250	1/2-20	0.030	3/16	49/64	0.5003	12	350	4250	3930
(C)CFE 1 3/8SB	1.3750	0.7500	0.625	0.687	1.250	0.6250	1/2-20	0.030	3/16	49/64	0.5003	12	350	4250	3930
(C)CFE 1 1/2SB	1.5000	0.8750	0.750	0.875	1.500	0.7500	5/8-18	0.030	3/16	57/64	0.6253	14	650	5640	4840
(C)CFE 1 5/8SB	1.6250	0.8750	0.750	0.875	1.500	0.7500	5/8-18	0.030	3/16	57/64	0.6253	14	650	5640	4840
(C)CFE 1 3/4SB	1.7500	1.0000	0.875	1.000	1.750	0.8750	3/4-16	0.030	3/16	1 3/64	0.7503	20	1250	7920	6385
(C)CFE 1 7/8SB	1.8750	1.0000	0.875	1.000	1.750	0.8750	3/4-16	0.030	3/16	1 3/64	0.7503	20	1250	7920	6385
(C)CFE 2SB	2.0000	1.2500	1.000	1.187	2.000	1.0000	7/8-14	0.030	3/16	1 13/64	0.8753	20	1500	10570	8090
(C)CFE 2 1/4SB	2.2500	1.2500	1.000	1.187	2.000	1.0000	7/8-14	0.030	3/16	1 13/64	0.8753	20	1500	10570	8090
(C)CFE 2 1/2SB	2.5000	1.5000	1.125	1.375	2.250	1.1250	1-14	0.030	3/16	1 5/16	1.0003	24	2250	16450	11720
(C)CFE 2 3/4SB	2.7500	1.5000	1.125	1.375	2.250	1.1250	1-14	0.030	3/16	1 5/16	1.0003	24	2250	16450	11720
(C)CFE 3SB	3.0000	1.7500	1.250	1.750	2.500	1.2500	1 1/4-12	0.060	1/4	1 3/4	1.2503	30	3450	24910	15720
(C)CFE 3 1/4SB	3.2500	1.7500	1.250	1.750	2.500	1.2500	1 1/4-12	0.060	1/4	1 3/4	1.2503	30	3450	24910	15720
(C)CFE 3 1/2SB	3.5000	2.0000	1.375	1.812	2.750	1.3750	1 3/8-12	0.060	1/4	1 59/64	1.3753	30	4200	31625	22800
(C)CFE 4SB	4.0000	2.2500	2.000	2.000	3.500	1.5000	1 1/2-12	0.060	1/4	2 9/32	1.5003	30	5000	44770	29985

*Oil hole (F) drilled from flange end of the stud to the radial oil hole only.
(Unless otherwise specified, all dimensions are listed in inches.)

Axis Bearings are a product of Baart Industrial Group (Baart). All Rights Reserved. ©2022
Baart has tried to ensure the accuracy of this document, but is not responsible for inaccuracies in, or changes to, the provided information.