BALDOR • RELIANCE

Product Information Packet

CWDL3510

1HP,1725RPM,1PH,60HZ,56C,3524L,TEFC,F1,N

Copyright © All product information within this document is subject to ABB Motors and Mechanical Inc. copyright © protection, unless otherwise noted.

Part Detail

Revision:	AC	**Status:**	PRD/A	**Change #:**		**Proprietary:**	No
Type:	AC	**Elec. Spec:**	35WGX945	**CD Diagram:**	CD0001	**Mfg Plant:**	
Mech. Spec:	35S576	**Layout:**	35LYS576	**Poles:**	04	**Created Date:**	
Base:	RG	**Eff. Date:**	07-03-2018	**Leads:**	6#18		

Specs

Catalog Number:	CWDL3510	**Insulation Class:**	F
Enclosure:	TEFC	**Inverter Code:**	Not Inverter
Frame:	56C	**KVA Code:**	K
Frame Material:	Steel	**Lifting Lugs:**	No Lifting Lugs
Output @ Frequency:	1.000 HP @ 60 HZ	**Locked Bearing Indicator:**	Locked Bearing
Synchronous Speed @ Frequency:	1800 RPM @ 60 HZ	**Motor Lead Quantity/Wire Size:**	6 @ 18 AWG
Voltage @ Frequency:	230.0 V @ 60 HZ	**Motor Lead Exit:**	Ko Box
	115.0 V @ 60 HZ	**Motor Lead Termination:**	Flying Leads
XP Class and Group:	None	**Motor Type:**	3524L
XP Division:	Not Applicable	**Mounting Arrangement:**	F1
Agency Approvals:	CSA	**Power Factor:**	73
	UR	**Product Family:**	Wash Down
Auxillary Box:	No Auxillary Box	**Pulley End Bearing Type:**	Sealed Bearing
Auxillary Box Lead Termination:	None	**Pulley Face Code:**	C-Face
Base Indicator:	Rigid	**Pulley Shaft Indicator:**	Standard
Bearing Grease Type:	Polyrex EM (-20F +300F)	**Rodent Screen:**	None
Blower:	None	**Shaft Extension Location:**	Pulley End
Current @ Voltage:	12.800 A @ 115.0 V	**Shaft Ground Indicator:**	No Shaft Grounding

	6.400 A @ 230.0 V	**Shaft Rotation:**	Reversible
	7.000 A @ 208.0 V	**Shaft Slinger Indicator:**	Shaft Slinger
Design Code:	L	**Speed Code:**	Single Speed
Drip Cover:	No Drip Cover	**Motor Standards:**	NEMA
Duty Rating:	CONT	**Starting Method:**	Direct on line
Electrically Isolated Bearing:	Not Electrically Isolated	**Thermal Device - Bearing:**	NONE (OLD)
Feedback Device:	NO FEEDBACK	**Thermal Device - Winding:**	None
Front Face Code:	Standard	**Vibration Sensor Indicator:**	No Vibration Sensor
Front Shaft Indicator:	None	**Winding Thermal 1:**	None
Heater Indicator:	No Heater	**Winding Thermal 2:**	None

Nameplate NP1496L

CAT.NO.	CWDL3510								
SPEC.	35S576X945G1								
HP	1								
VOLTS	115/230								
AMP	12.8/6.4								
RPM	1725								
FRAME	56C		**HZ**	60			**PH**	1	
SER.F.	1.15	**CODE**	K	**DES**	L		**CLASS**	F	
NEMA-NOM-EFF	67	**PF**	73						
RATING	40C AMB-CONT								
CC						**USABLE AT 208V**	7		
DE	6205			**ODE**	6203				
ENCL	TEFC	**SN**							

Parts List

Part Number	Description	Quantity
SA084614	SA 35S576X945G1	1.000 EA
RA077778	RA 35S576X945G1	1.000 EA
EC1645A06SP	ELEC CAP, 645-774 MFD, 125V, 2.06D X 4.	1.000 EA
NS2512A01	INSULATOR, CONDUIT BOX X	1.000 EA
35CB3008A01W	35 CB .50 NPT @ 6, MACH WHITE EPOXY	1.000 EA
35GS1039	05 MOLDED GASKET W/LIP, 1.12 LEAD HOLE,	1.000 EA
51XB1016A08	10-16X 1/2HXWSSLD SERTYB	2.000 EA
11XW1032G06	10-32 X .38, TAPTITE II, HEX WSHR SLTD U	1.000 EA
35EP3122B00W	MASTER ODE,203 BRG,.683SH,.125NPT DRNS,F	1.000 EA
HW4072A01	BLACK DRAIN PLUG FOR .125 NPT	3.000 EA
51XW0832A07	8-32 X .44, TAPTITE II, HEX WSHR SLTD SE	2.000 EA
51XB1016A06	10-16X3/8 HXWSSLD SERTYB	4.000 EA
HW5100A03	WAVY WASHER (W1543-017)	1.000 EA
35EP3307E00W	MASTER DE,205 BRG,1.623SH,.125NPT DRNS,C	1.000 EA
HW4072A01	BLACK DRAIN PLUG FOR .125 NPT	3.000 EA
HW4600B49	SEAL 0.938 X 1.624 X 0.250 SINGLE LIP DB	1.000 EA
12XN1032S20	10-32 X 1-1/4 HEX M.S. , STAINLESS STEEL	2.000 EA
51XB1214A16	12-14X1.00 HXWSSLD SERTYB	1.000 EA
35FH4005A32SP	IEC FH NO GRSR W/3 HOLES - PRIMED	1.000 EA
11XW1032S06	10-32 X .38, TAPTITE II, HEX WSHR SLTD U	3.000 EA
35CB4522	35 LIPPED CB LID PRIMED	1.000 EA
35GS1030A02	35 GS FOR CB LID - WHITE NEOPRENE	1.000 EA
59XW0832S07	TAPTITE II,HEX WSHR UNSLTD SER,410 S.S.,	4.000 EA
HW1003S08	WASHER, #8 EX TH LK, SS	4.000 EA

Parts List (continued)

Part Number	Description	Quantity
HW4600B39SP	V-RING SLINGER 0.550 X 0.790 X .18 VITON	1.000 EA
HW4600B46	V-RING SLINGER 0.875 X 1.420 X .24 VITON	1.000 EA
HW2502D13	SS KEY, 3/16 SQ X 1.375	1.000 EA
HA7000A04	KEY RETAINER 0.625 DIA SHAFTS	1.000 EA
LB1164	LABEL,WARNING AND DRAIN	1.000 EA
HA5027A02	HA4054 T-DRAIN X2 BAGGED WITH LABEL	1.000 EA
WD1000A15	3-520132-2 AMP FLAG (4M/RL NON-CANC/NON-	2.000 EA
MJ1000A02	GREASE, POLYREX EM EXXON (USe 4824-15A)	0.050 LB
35FN3002A05SP	EXFN, PLASTIC, 6.376 OD, .638 ID	1.000 EA
MG1025Z02	ACTIVATOR WILKOFAST 060.02HF	0.010 GA
MG1025W01	WILKOFAST, 781.01, SIGNAL WHITE #9003	0.017 GA
MJ5001A27	32220KN GRAY SEALER *MIN BUY 4 QTS=1GAL	0.001 QT
85XU0407S04	4X1/4 U DRIVE PIN STAINLESS	2.000 EA
HA3100S11	THRUBOLT - 10-32 X 8.500 W	4.000 EA
SP5051A24	MODEL 35 TORQ STATIONARY SWITCH FOR "L"	1.000 EA
35CB4802A02SP	CAPACITOR COVER, STAMPED X	1.000 EA
35GS1016A02	GASKET-1/16 THK WHITE RUBBER USED W/HOSE	1.000 EA
LC0001	CONN LABEL TYPE L, 6 LEAD, DUAL VOLTS, R	1.000 EA
NP1496L	SS WD UL CSA CC	1.000 EA
36PA1000	PKG GRP, PRINT PK1016A06	1.000 EA
MN416A01	TAG-INSTAL-MAINT no wire (1200/bx) 5/18	1.000 EA
FE-0000001	ZRTG FE ASSEMBLY	1.000 EA
PE-0000002	ZRTG PE ASSEMBLY	1.000 EA

AC Induction Motor Performance Data

Record # 20604 - Typical performance - not guaranteed values

Winding: 35WGX945-R004	**Type:** 3524L	**Enclosure:** TEFC

Nameplate Data				230 V, 60 Hz: High Voltage Connection	
Rated Output (HP)	1			Full Load Torque	3 LB-FT
Volts	115/230			Start Configuration	direct on line
Full Load Amps	12.8/6.4			Breakdown Torque	6.9 LB-FT
R.P.M.	1725			Pull-up Torque	5.9 LB-FT
Hz	60	Phase	1	Locked-rotor Torque	10 LB-FT
NEMA Design Code	L	KVA Code	K	Starting Current	39 A
Service Factor (S.F.)	1.15			No-load Current	4.1 A
NEMA Nom. Eff.	67	Power Factor	73	Line-line Res. @ 25ºC	2.6 Ω A Ph 1.8 Ω B Ph
Rating - Duty	40C AMB-CONT			Temp. Rise @ Rated Load	79°C
S.F. Amps				Temp. Rise @ S.F. Load	96°C

Load Characteristics 230 V, 60 Hz, 1 HP

% of Rated Load	25	50	75	100	125	150	S.F.
Power Factor	39	53	67	75	81	84	79
Efficiency	52.9	67.6	70	70.3	68.6	64.9	69.3
Speed	1781	1765	1746	1726	1701	1666	1711
Line amperes	4.3	4.7	5.3	6.2	7.4	8.9	6.9

Performance Graph at 230V, 60Hz, 1.0HP Typical performance - Not guaranteed values

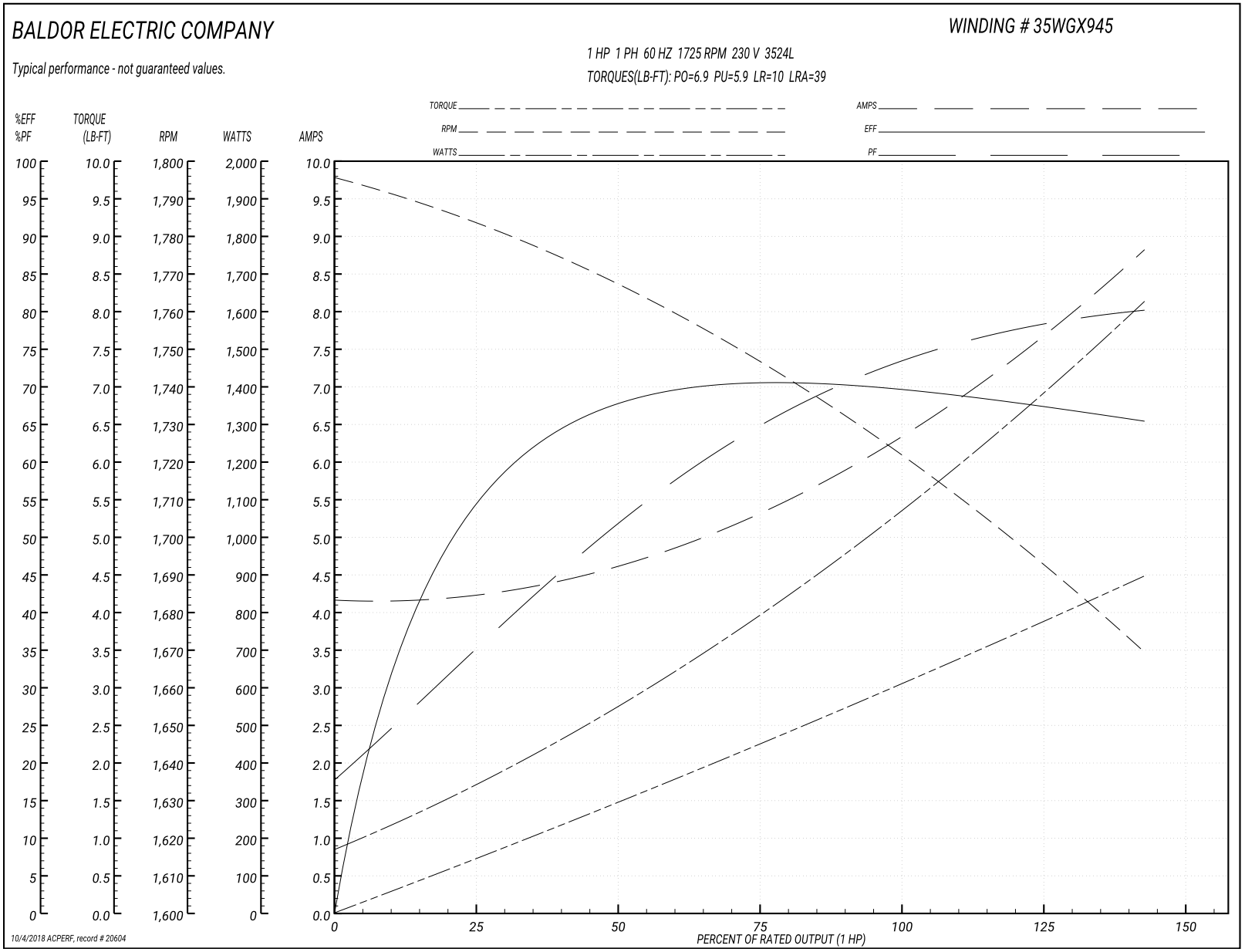

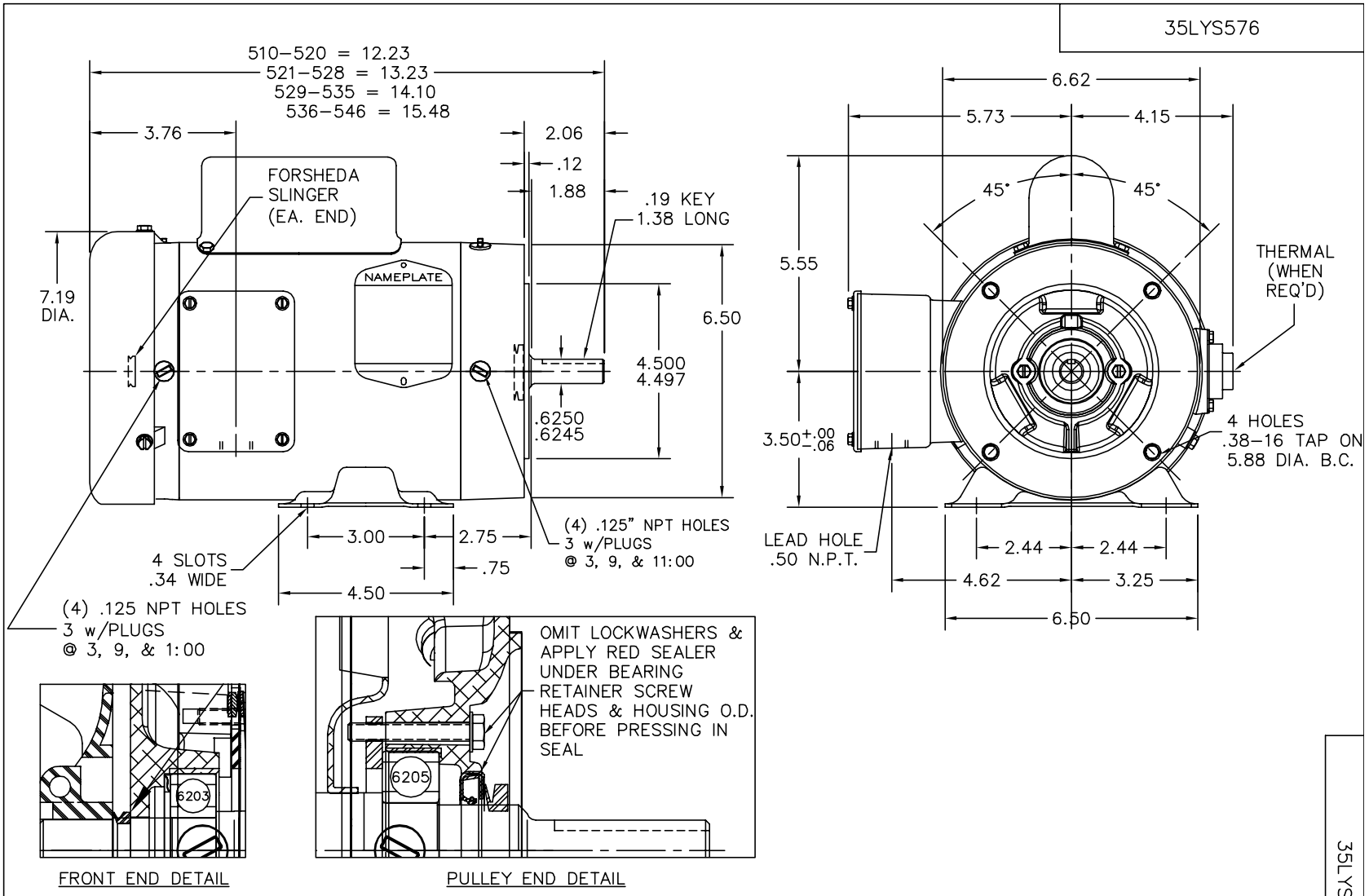
35LYS576
510–520 = 12.23
521–528 = 13.23
529–535 = 14.10
536–546 = 15.48
3.76
2.06
.12
1.88
.19 KEY
1.38 LONG
FORSHEDA
SLINGER
(EA. END)
NAMEPLATE
7.19
DIA.
6.50
4.500
4.497
.6250
.6245
3.00
2.75
.75
4.50
4 SLOTS
.34 WIDE
(4) .125" NPT HOLES
3 w/PLUGS
@ 3, 9, & 11:00
(4) .125 NPT HOLES
3 w/PLUGS
@ 3, 9, & 1:00
6.62
5.73
4.15
45°
45°
5.55
THERMAL
(WHEN
REQ'D)
3.50 +.00 -.06
4 HOLES
.38–16 TAP ON
5.88 DIA. B.C.
LEAD HOLE
.50 N.P.T.
2.44
2.44
4.62
3.25
6.50
6203
FRONT END DETAIL
6205
OMIT LOCKWASHERS &
APPLY RED SEALER
UNDER BEARING
RETAINER SCREW
HEADS & HOUSING O.D.
BEFORE PRESSING IN
SEAL
PULLEY END DETAIL
CUSTOMER IS RESPONSIBLE FOR DETERMINING THAT BALDOR'S PRODUCT WILL PERFORM SUITABLY IN THE INTENDED APPLICATION.
REV. DESC: UPDATE ENDPLATES AND NOTES
REV. LTR: D
VERSION: 04
TDR: 000001076108
FILE: \AAA\00092\880
REVISED: 02:54:51 06/25/2018
BY: FGCHAH1
MTL: –
BALDOR - RELIANCE®
STD HORZ 56C TEFC 35L WD (S/P #9)
SH 1 of 1
35LYS576

CD0001

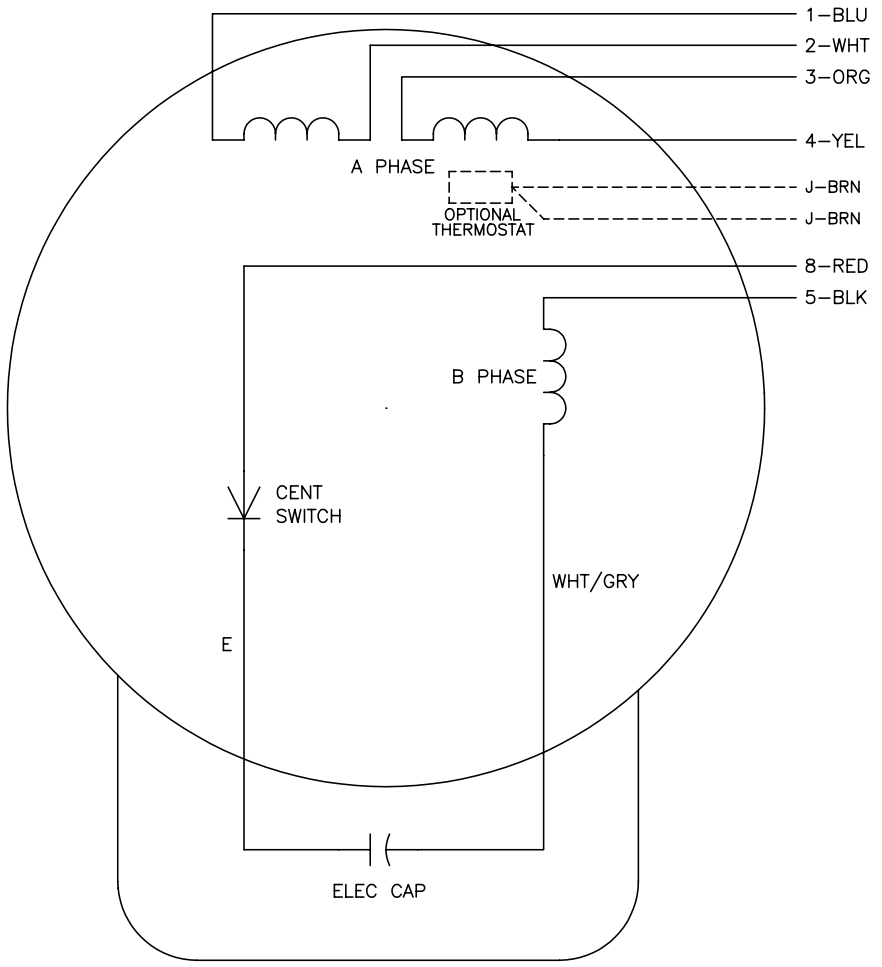

	LINE A	LINE B	JOIN
HIGH STD	1	4,5	2,3,8
HIGH OPP	1	4,8	2,3,5
LOW STD	1,3,8	2,4,5	–
LOW OPP	1,3,5	2,4,8	–

NOTES:

1. STANDARD ROTATION IS CCW FACING END OPPOSITE SHAFT EXTENSION.
2. OPTIONAL THERMOSTAT IS PROVIDED WHEN SPECIFIED.
3. MULTIPLE CAPACITORS ARE CONNECTED IN PARALLEL UNLESS OTHERWISE SPECIFIED.
4. LEAD COLORS ARE OPTIONAL. LEADS MUST ALWAYS BE NUMBERED AS SHOWN.

REV. DESC: REVISE TO SHOW OPTIONAL COLORS			
REV. LTR: D	BY: JLP	REVISED: 04/08/99 1:16	TDR: 0178636
CD0001		FILE: AAA00007405	MDL: –
		MTL: –	

BALDOR ELECTRIC Co.

TYPE L, DV, REV, 6 LEADS

CD0001