JTD SERIES INDICATOR® POWR-PRO® FUSES

POWR-PRO® 600 Vac • Time Delay • 8/10-600 A



Description

The Littelfuse POWR-PRO® JTD_ID Indicator Class J fuse provides visual blown fuse indication and maximum protection in a compact package. The current-limiting time delay JTD_ID offers a patented design which reduces nuisance fuse openings.

Features/Benefits

- POWR-PRO® Performance
- Current-Limiting
- IEC Type 2 Protection
- Indication and non-indication version available
- Indicating and DIN mount holders available

Applications

- Fused combination motor controllers and motor control centers
- Transformer protection
- Protection for series rated molded case circuit-breaker panels
- General purpose circuits

Specifications

Voltage Ratings	AC: 600 V DC: 300 V (8/10–100 A) 500 V (110–600 A)
Amperage Range	8/10–600 A
Interrupting Rating	AC: 200 kA rms symmetrical 300 kA rms symmetrical DC: 20 kA
Material	Body: Melamine Caps: Nickel-plated Bronze (8/10–60 A) Brass (70–200 A) Brass Cap with Copper Blade (225–600 A)
Approvals	AC: Standard 248-8, Class J UL Listed (File: E81895) CSA Certified (File: LR29862) DC: Littelfuse self-certified
Country of Origin	Mexico

Ordering Information

AMPERAGE RATINGS							
8/10	2¼	4½	10	35	90	225	600
1	2½	5	12	40	100	250	–
1¼	2 8/10	5 6/10	15	45	110	300	–
1½	3	6	17½	50	125	350	–
1 6/10	3 2/10	7	20	60	150	400	–
1 8/10	3½	8	25	70	175	450	–
2	4	9	30	80	200	500	–

TYPE	SERIES	AMPERAGE	CATALOG NUMBER	ORDERING NUMBER
INDICATING	JTD_ID	60	JTD60ID	0JTD060.TXID
NON-INDICATING	JTD	60	JTD60	0JTD060.T

Web Resources

Time-current curves, data sheets and additional technical information: **Littelfuse.com/jtd**

Recommended Fuse Holders

LFJ60 Series
LFPSJ Series (8/10–60 A)

© 2013 Littelfuse POWR-GARD® Products

JTD DIMENSIONS AND CURRENT-LIMITING EFFECTS

Dimensions Inches (mm)

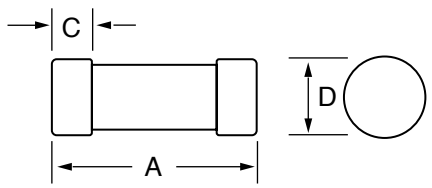

Fig. 1

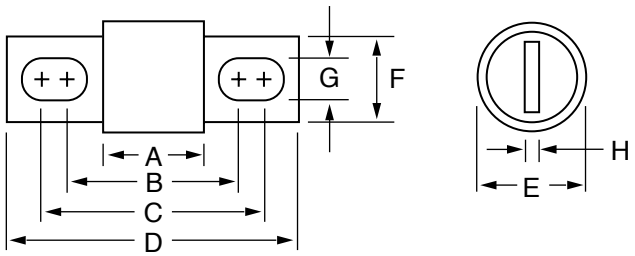

Fig. 2

Dimensions of JTD_ID & JTD

AMPERAGE	FIG. NO.	DIMENSIONS INCHES (mm)							
		A	B	C	D	E	F	G	H
1 – 30	1	2¼ (57.2)	—	½ (12.7)	13/16 (20.6)	—	—	—	—
35 – 60	1	2⅜ (60.3)	—	⅝ (15.9)	1 1/16 (27.0)	—	—	—	—
70 – 100	2	2⅝ (66.7)	3 17/32 (89.7)	3 23/32 (94.5)	4⅝ (117.5)	1⅛ (28.6)*	¾ (19.1)	9/32 (7.1)	⅛ (3.2)
110 – 200	2	3 (76.2)	4 9/32 (108.7)	4 15/32 (113.5)	5¾ (146.1)	1½ (38.1)	1⅛ (28.6)	9/32 (7.1)	3/16 (4.8)
225 – 400	2	3⅜ (85.7)	5⅛ (130.2)	5⅜ (136.5)	7⅛ (181.0)	2 (50.8)	1⅝ (41.3)	13/32 (10.3)	¼ (6.4)
450 – 600	2	3¾ (95.3)	5 27/32 (148.4)	6 5/32 (156.4)	8 (203.2)	2½ (63.5)	2 (50.8)	17/32 (13.5)	⅜ (9.5)

Electrical Specifications

ORDERING NUMBER	AMPERAGE RATING	VOLTAGE RATING		INTERRUPTING RATING		WATTS LOSS AT 100% RATED CURRENT (W)	WATTS LOSS AT 80% RATED CURRENT (W)	TOTAL CLEARING I^2T (A^2 SEC) 200 kA	AGENCY APPROVALS	
		AC	DC	AC	DC				UL	CSA
0JTD003.T	3	600	300	200 kA	20 kA	4.537	2.801	820	•	•
0JTD010.T	10	600	300	200 kA	20 kA	4.087	2.418	1690	•	•
0JTD030.T	30	600	300	200 kA	20 kA	4.247	2.92	4754	•	•
0JTD060.T	60	600	300	200 kA	20 kA	6.447	3.83	10450	•	•
0JTD100.V	100	600	300	200 kA	20 kA	7.463	4.447	68150	•	•
0JTD200.X	200	600	500	200 kA	20 kA	18.39	10.187	159000	•	•
0JTD400.X	400	600	500	200 kA	20 kA	40.037	23.463	1055000	•	•
0JTD600.X	600	600	500	200 kA	20 kA	61.187	34.983	1970000	•	•

Fuse Weight

AMPERAGE	JTD-ID (POUNDS)	JTD-ID (GRAMS)	JTD (POUNDS)	JTD (GRAMS)
8/10–3 ½	0.088	39.92	0.084	38.10
4–12	0.090	40.82	0.086	39.01
15–30	0.090	40.82	0.086	39.01
35–60	0.180	81.65	0.176	79.83
70–100	0.242	109.77	0.238	107.95
110–200	0.774	351.08	0.770	349.27
225–400	1.704	772.92	1.700	771.11
450–600	3.124	1417.02	3.120	1415.21

© 2013 Littelfuse POWR-GARD® Products

JTD SERIES CLASS J FUSE

Current-Limiting Effects of JTD_ID (600 V) Fuses

SHORT CIRCUIT CURRENT†	APPARENT RMS SYMMETRICAL CURRENT FOR VARIOUS FUSE RATINGS						
	15 A	30 A	60 A	100 A	200 A	400 A	600 A
5,000	565	750	1,500	1,800	2,800	4,800	5,000
10,000	675	925	1,900	2,450	3,600	5,700	7,750
15,000	775	1,050	2,100	2,800	4,100	6,500	9,000
20,000	825	1,125	2,300	3,000	4,400	7,250	9,700
25,000	900	1,200	2,500	3,300	5,000	8,000	10,500
30,000	950	1,300	2,600	3,500	5,100	8,400	11,000
35,000	1,000	1,350	2,700	3,700	5,400	9,000	12,000
40,000	1,050	1,400	2,800	3,900	5,600	9,200	12,500
50,000	1,100	1,500	3,000	4,200	6,000	10,000	13,000
60,000	1,200	1,600	3,200	4,500	6,400	10,500	14,000
80,000	1,300	1,700	3,400	4,900	7,200	11,200	15,500
100,000	1,375	1,800	3,600	5,200	7,800	12,200	16,500
150,000	1,500	2,000	3,950	6,000	9,000	14,500	19,000
200,000	1,600	2,175	4,000	6,500	10,000	16,000	20,500

†Prospective RMS Symmetrical Amperes Short-Circuit Current
Note: Data derived from Peak Let-Thru Curves

Peak Let-Thru Curve (JTD_ID)

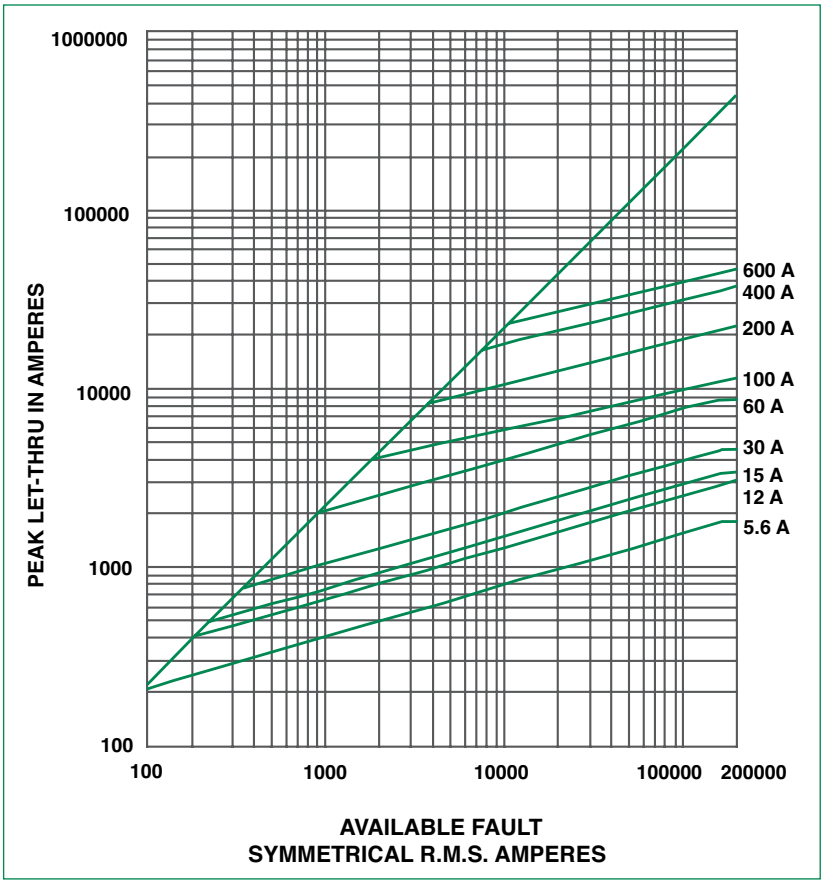

© 2013 Littelfuse POWR-GARD® Products